

Synonym

MIC-A

Source

Biotinylated Human MICA Protein, Fc,Avitag(MIA-H82F6) is expressed from human 293 cells (HEK293). It contains AA Glu 24 - Gln 308 (Accession # [Q29983-1](#)).

Predicted N-terminus: Glu 24

Molecular Characterization

MICA(Glu 24 - Gln 308) Q29983-1	Fc(Pro 100 - Lys 330) P01857	Avi
------------------------------------	---------------------------------	-----

This protein carries a human IgG1 Fc tag at the C-terminus, followed by an Avi tag (Avitag™).

The protein has a calculated MW of 61.0 kDa. The protein migrates as 90-110 kDa under reducing (R) condition (SDS-PAGE) due to glycosylation.

Labeling

*Biotinylation of this product is performed using Avitag™ technology. Briefly, the single lysine residue in the Avitag is enzymatically labeled with biotin.*

Protein Ratio

Passed as determined by the HABA assay / binding ELISA.

Purity

>90% as determined by SDS-PAGE.

>90% as determined by SEC-MALS.

Formulation

Lyophilized from 0.22 µm filtered solution in 50 mM Tris, 100 mM Glycine, 150 mM NaCl, pH7.5 with trehalose as protectant.

Contact us for customized product form or formulation.

Reconstitution

Please see Certificate of Analysis for specific instructions.

*For best performance, we strongly recommend you to follow the reconstitution protocol provided in the CoA.*

Storage


For long term storage, the product should be stored at lyophilized state at -20°C or lower.

*Please avoid repeated freeze-thaw cycles.*

This product is stable after storage at:

- 20°C to -70°C for 12 months in lyophilized state;
- 70°C for 3 months under sterile conditions after reconstitution.

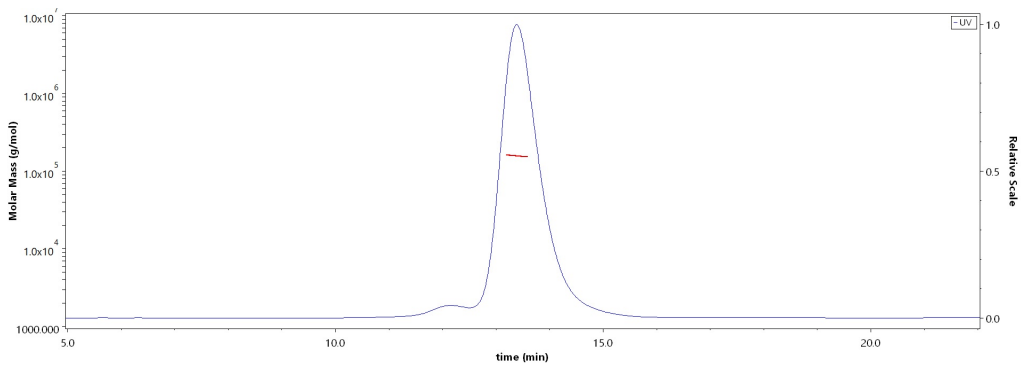
SDS-PAGE



Biotinylated Human MICA Protein, Fc,Avitag on SDS-PAGE under reducing (R) condition. The gel was stained with Coomassie Blue. The purity of the protein is greater than 90%.

Bioactivity-ELISA

SEC-MALS



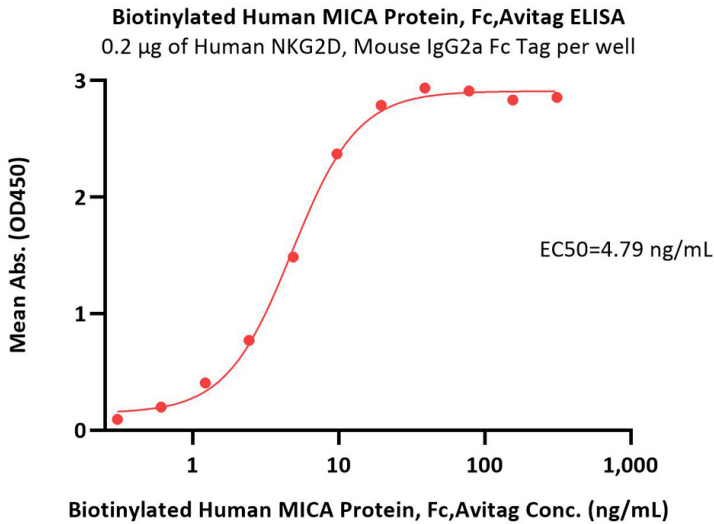
The purity of Biotinylated Human MICA Protein, Fc,Avitag (Cat. No. MIA-H82F6) is more than 90% and the molecular weight of this protein is around 145-175 kDa verified by SEC-MALS.

[Report](#)

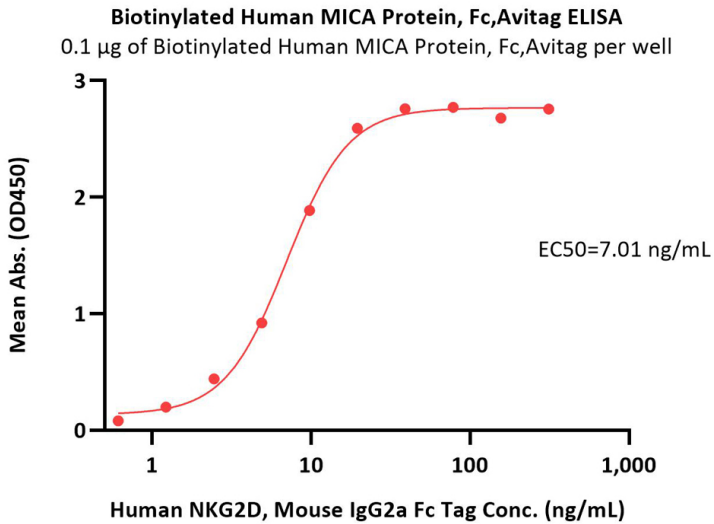


Biotinylated Human MICA Protein, Fc,Avitag™ (MALS verified)

Catalog # MIA-H82F6



Immobilized Human NKG2D, Mouse IgG2a Fc Tag (Cat. No. NKD-H5259) at 2 µg/mL (100 µL/well) can bind Biotinylated Human MICA Protein, Fc,Avitag (Cat. No. MIA-H82F6) with a linear range of 0.3-10 ng/mL (QC tested).



Immobilized Biotinylated Human MICA Protein, Fc,Avitag (Cat. No. MIA-H82F6) at 1 µg/mL (100 µL/well) on streptavidin (Cat. No. STN-N5116) precoated (0.5 µg/well) plate can bind Human NKG2D, Mouse IgG2a Fc Tag (Cat. No. NKD-H5259) with a linear range of 0.6-20 ng/mL (Routinely tested).

Background

MHC class I polypeptide-related sequence A (MICA) belongs to the MHC class I family and MIC subfamily. MICA contains one Ig-like C1-type (immunoglobulin-like) domain. Unlike classical MHC class I molecules, MICA does not form a heterodimer with beta-2-microglobulin. MICA acts as a stress-induced self-antigen that is recognized by gamma delta T-cells. MICA is ligand for the KLRK1/NKG2D receptor. MICA bind to KLRK1 leads to cell lysis.

