

Mouse MMP-9 (20-471) Protein, His Tag (active enzyme, MALS verified)

Catalog # MM9-M52H1



Synonym

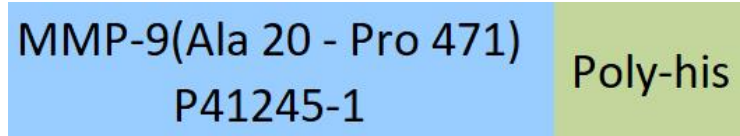
MMP9,CLG4B,GELB,MANDP2,Gelatinase B

Source

Mouse MMP-9 (20-471), His Tag (MM9-M52H1) is expressed from human 293 cells (HEK293). It contains AA Ala 20 - Pro 471 (Accession # [P41245-1](#)). It needs to be activated by agents such as APMA in vitro to have hydrolytic activity.

Predicted N-terminus: Ala 20

Molecular Characterization



This protein carries a polyhistidine tag at the C-terminus.

The protein has a calculated MW of 52.0 kDa. The protein migrates as 60-66 kDa under reducing (R) condition (SDS-PAGE) due to glycosylation.

Endotoxin

Less than 1.0 EU per µg by the LAL method / rFC method.

Purity

>95% as determined by SDS-PAGE.

>90% as determined by SEC-MALS.

Formulation

Supplied as 0.2 µm filtered solution in 25 mM Tris,150 mM NaCl,pH7.5,50% Glycerol with trehalose as protectant.

Contact us for customized product form or formulation.

Shipping

*This product is supplied and shipped with dry ice, please inquire the shipping cost.*


Storage

*Please avoid repeated freeze-thaw cycles.*

This product is stable after storage at:

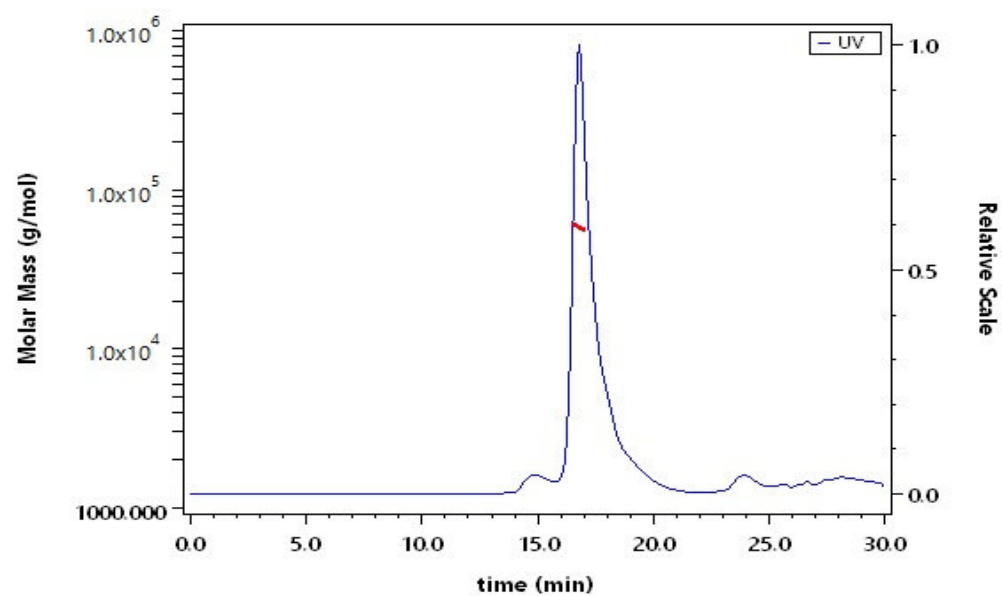
- The product MUST be stored at -20°C or lower upon receipt;
- -20°C for 3 months under sterile conditions.

SDS-PAGE



Mouse MMP-9 (20-471), His Tag on SDS-PAGE under reducing (R) condition. The gel was stained with Coomassie Blue. The purity of the protein is greater than 95%.

SEC-MALS



The purity of Mouse MMP-9 (20-471), His Tag (Cat. No. MM9-M52H1) is more than 90% and the molecular weight of this protein is around 53-73 kDa verified by SEC-MALS.

[Report](#)

Bioactivity

Measured by its ability to cleave the fluorogenic peptide substrate, Mca-PLGL-Dpa-AR-NH2. The specific activity is >1,500 pmol/min/µg (QC tested).

Discounts, Gifts,  
and more!



## Mouse MMP-9 (20-471) Protein, His Tag (active enzyme, MALS verified)

Catalog # MM9-M52H1



BIOSYSTEMS  
**Acro**

### Background

Matrix metalloproteinase 9 (MMP-9) is also known as 92 kDa type IV collagenase, 92 kDa gelatinase or gelatinase B (GELB), CLG4B, is secreted from neutrophils, macrophages, and a number of transformed cells, and is the most complex family member in terms of domain structure and regulation of its activity. Structurally, MMP9 maybe be divided into five distinct domains: a prodomain which is cleaved upon activation, a gelatinbinding domain consisting of three contiguous fibronectin type II units, a catalytic domain containing the zinc binding site, a prolinerich linker region, and a carboxyl terminal hemopexinlike domain. This enzyme degrades various substrates including gelatin, collagen types IV and V, and elastin. MMP9 is involved in a variety of autoimmune diseases such as systemic lupus erythematosus, rheumatoid arthritis, and multiple sclerosis, and be regarded as a potential therapeutic target.

Discounts, Gifts,  
and more!

