

Synonym

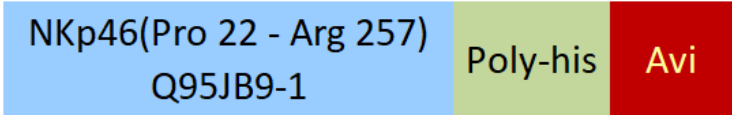
NCR1,LY94,CD335,NK-p46,hNKp46

Source

Biotinylated Cynomolgus NKp46, His,Avitag(NC1-C82E5) is expressed from human 293 cells (HEK293). It contains AA Pro 22 - Arg 257 (Accession # [Q95JB9-1](#)).

Predicted N-terminus: Pro 22

Molecular Characterization



This protein carries a polyhistidine tag at the C-terminus, followed by an Avi tag (Avitag™).

The protein has a calculated MW of 30.3 kDa. The protein migrates as 35-43 kDa when calibrated against [Star Ribbon Pre-stained Protein Marker](#) under reducing (R) condition (SDS-PAGE) due to glycosylation.

Labeling

Biotinylation of this product is performed using Avitag™ technology. Briefly, the single lysine residue in the Avitag is enzymatically labeled with biotin.

Protein Ratio

Passed as determined by the HABA assay / binding ELISA.

Purity

>95% as determined by SDS-PAGE.

Formulation

Lyophilized from 0.22 µm filtered solution in PBS, pH7.4 with trehalose as protectant.

Contact us for customized product form or formulation.

Reconstitution

Please see Certificate of Analysis for specific instructions.

For best performance, we strongly recommend you to follow the reconstitution protocol provided in the CoA.

Storage

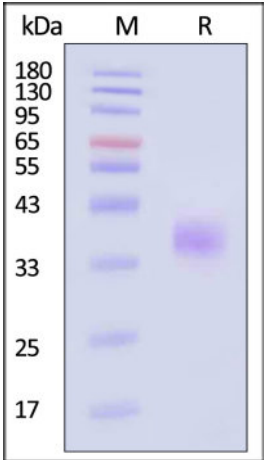
For long term storage, the product should be stored at lyophilized state at -20°C or lower.

Please avoid repeated freeze-thaw cycles.

This product is stable after storage at:

- 20°C to -70°C for 12 months in lyophilized state;
- 70°C for 3 months under sterile conditions after reconstitution.

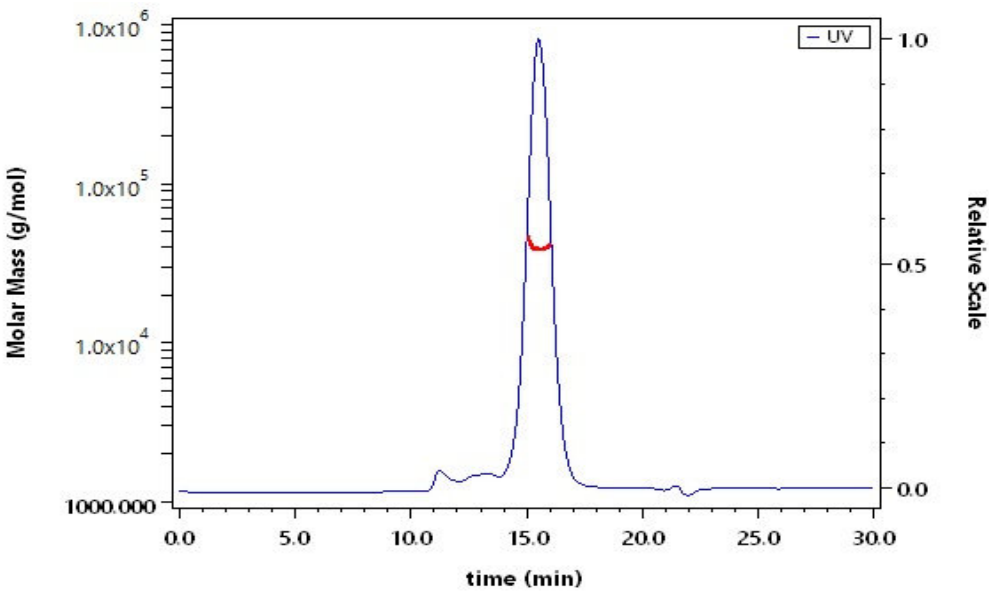
SDS-PAGE



Biotinylated Cynomolgus NKp46, His,Avitag on SDS-PAGE under reducing (R) condition. The gel was stained with Coomassie Blue. The purity of the protein is greater than 95% (With [Star Ribbon Pre-stained Protein Marker](#)).

Bioactivity-ELISA

SEC-MALS

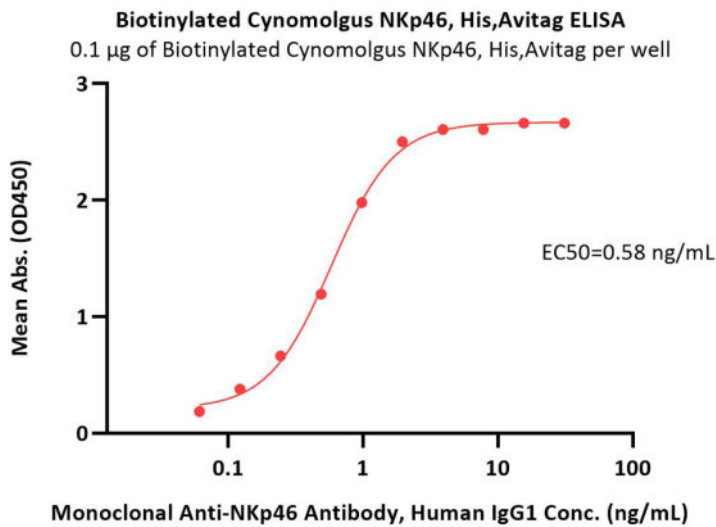


The purity of Biotinylated Cynomolgus NKp46, His,Avitag (Cat. No. NC1-C82E5) is more than 85% and the molecular weight of this protein is around 35-45 kDa verified by SEC-MALS.

[Report](#)

Discounts, Gifts,
and more!





Immobilized Biotinylated Cynomolgus NKp46, His,Avitag (Cat. No. NC1-C82E5) at 1 µg/mL (100 µL/well) on streptavidin (STN-N5116) precoated (0.5 µg/well) plate can bind Monoclonal Anti-NKp46 Antibody, Human IgG1 with a linear range of 0.1-1 ng/mL (QC tested).

Background

Natural cytotoxicity triggering receptor 1 (NCR1) is also known as Natural killer cell p46-related protein (NK-p46), Lymphocyte antigen 94 homolog (LY94), CD antigen CD335, which belongs to the natural cytotoxicity receptor (NCR) family. NCR1 contains two Ig-like (immunoglobulin-like) domains. NCR1 interacts with CD247 and FCER1G. NCR1 / CD335 may contribute to the increased efficiency of activated natural killer (NK) cells to mediate tumor cell lysis.

