

Synonym

NKG2A & CD94

Source

Human NKG2A&CD94, Fc Tag(NC4-H5257) is expressed from human 293 cells (HEK293). It contains AA Ala 113 - Leu 233 (NKG2A) & Asp 57 - Ile 179 (CD94) (Accession # [P26715-1](#) (NKG2A) & [Q13241-1](#) (CD94)).

Molecular Characterization

This protein carries a human IgG1 Fc tag at the C-terminus.

The protein has a calculated MW of 55.1 kDa. The protein migrates as 65-80 kDa when calibrated against [Star Ribbon Pre-stained Protein Marker](#) under reducing (R) condition (SDS-PAGE) due to glycosylation.

Endotoxin

Less than 1.0 EU per µg by the LAL method / rFC method.

Purity

>95% as determined by SDS-PAGE.

>95% as determined by SEC-MALS.

Formulation

Lyophilized from 0.22 µm filtered solution in 50 mM Tris, 100 mM Glycine, 150 mM NaCl, pH7.5 with trehalose as protectant.

Contact us for customized product form or formulation.

Reconstitution

Please see Certificate of Analysis for specific instructions.

*For best performance, we strongly recommend you to follow the reconstitution protocol provided in the CoA.*

Storage

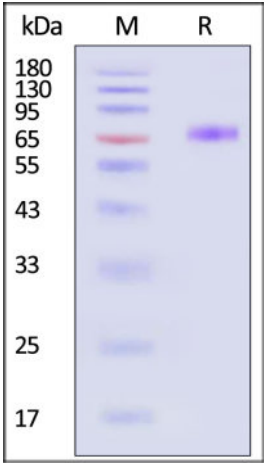
For long term storage, the product should be stored at lyophilized state at -20°C or lower.

*Please avoid repeated freeze-thaw cycles.*

This product is stable after storage at:

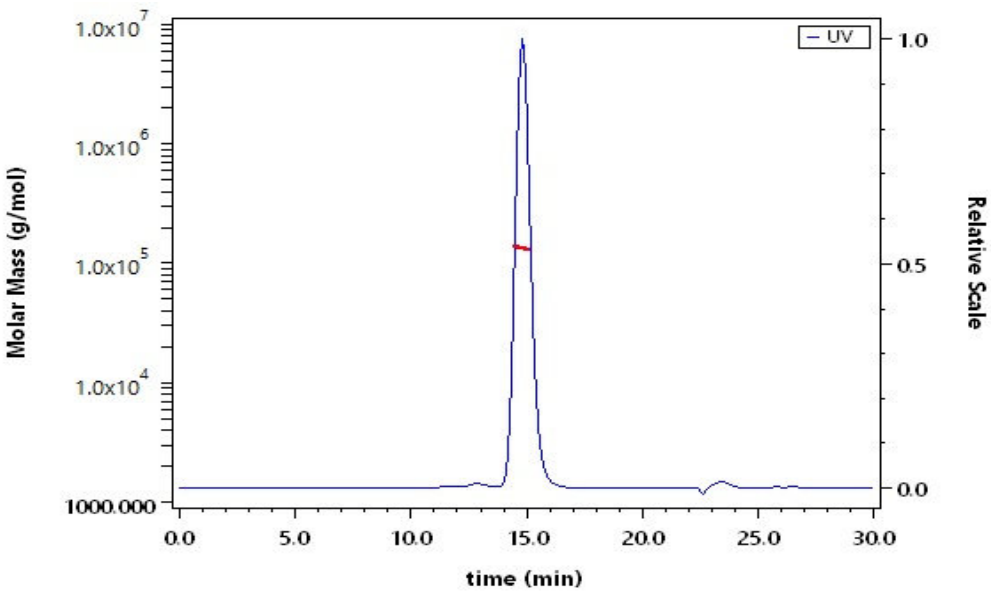
- 20°C to -70°C for 12 months in lyophilized state;
- 70°C for 3 months under sterile conditions after reconstitution.

SDS-PAGE



Human NKG2A&CD94, Fc Tag on SDS-PAGE under reducing (R) condition. The gel was stained with Coomassie Blue. The purity of the protein is greater than 95% (With [Star Ribbon Pre-stained Protein Marker](#)).

SEC-MALS

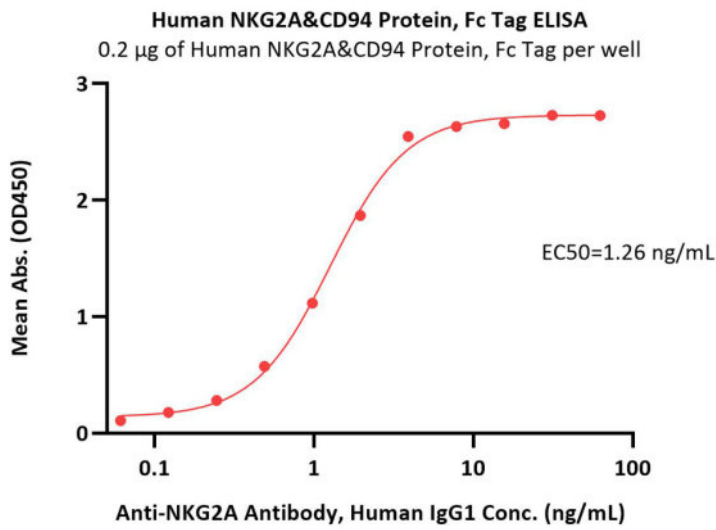


The purity of Human NKG2A&CD94, Fc Tag (Cat. No. NC4-H5257) is more than 95% and the molecular weight of this protein is around 125-145 kDa verified by SEC-MALS.

[Report](#)

Bioactivity-ELISA





Immobilized Human NKG2A&CD94 Protein, Fc Tag (Cat. No. NC4-H5257) at 2 µg/mL (100 µL/well) can bind Anti-NKG2A Antibody, Human IgG1 with a linear range of 0.1-4 ng/mL (QC tested).

Background

CD94 plays a role as a receptor for the recognition of MHC class I HLA-E molecules by NK cells and some cytotoxic T-cells. KLRD1 (CD94) is an antigen preferentially expressed on NK cells and is classified as a type II membrane protein because it has an external C terminus. NKG2A/CD159a is a transmembrane protein belonging to the CD94/NKG2 family of C-type lectin-like receptors that inhibits innate immune system activation. CD94 pairs with the NKG2 molecule as a heterodimer. The CD94/NKG2 complex, on the surface of natural killer cells interacts with Human Leukocyte Antigen (HLA)-E on target cells.

