



Synonym

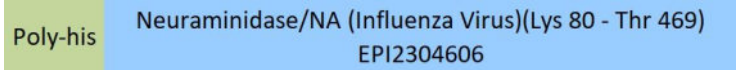
Neuraminidase/NA (Influenza Virus)

Source

Influenza A (A/Sydney/1304/2022) Neuraminidase (NA) Protein, His Tag (NE2-V5247) is expressed from human 293 cells (HEK293). It contains AA Lys 80-Thr 469 (Accession # EPI2304606, GISAID).

Predicted N-terminus: His

Molecular Characterization



This protein carries a polyhistidine tag at the N-terminus.

The protein has a calculated MW of 45.0 kDa. The protein migrates as 55-65 kDa when calibrated against [Star Ribbon Pre-stained Protein Marker](#) under reducing (R) condition (SDS-PAGE) due to glycosylation.

Endotoxin

Less than 1.0 EU per µg by the LAL method / rFC method.

Purity

>90% as determined by SDS-PAGE.

>95% as determined by SEC-MALS.

Formulation

Lyophilized from 0.22 µm filtered solution in PBS, pH7.4 with trehalose as protectant.

Contact us for customized product form or formulation.

Reconstitution

Please see Certificate of Analysis for specific instructions.

For best performance, we strongly recommend you to follow the reconstitution protocol provided in the CoA.

Storage

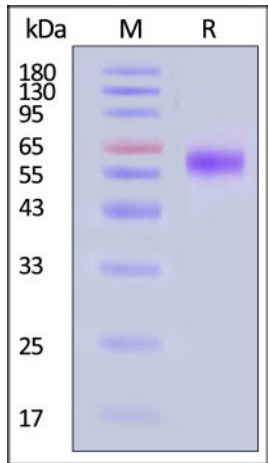
For long term storage, the product should be stored at lyophilized state at -20°C or lower.

Please avoid repeated freeze-thaw cycles.

This product is stable after storage at:

- 20°C to -70°C for 12 months in lyophilized state;
- 70°C for 3 months under sterile conditions after reconstitution.

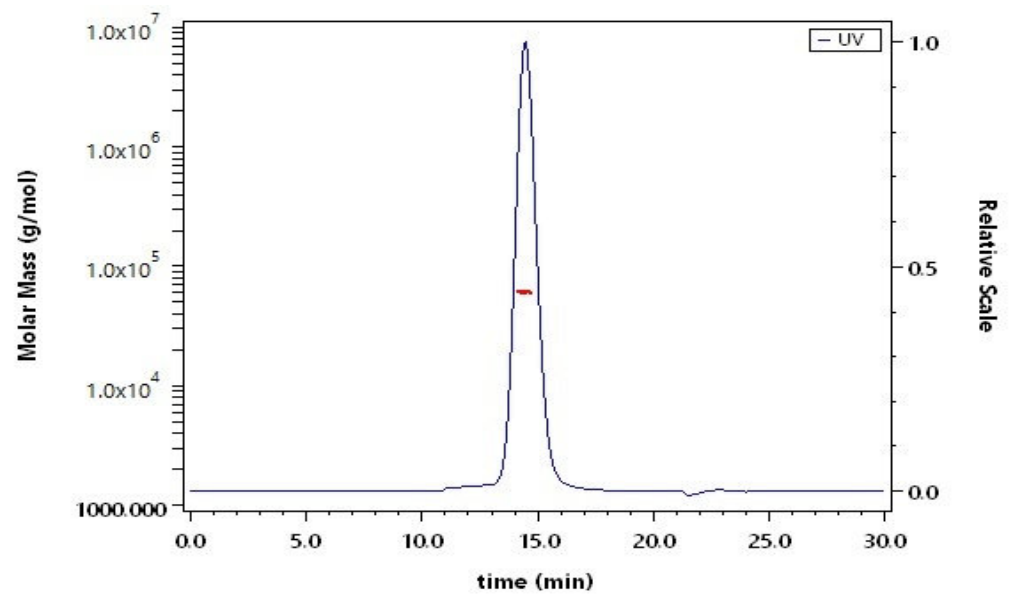
SDS-PAGE



Influenza A (A/Sydney/1304/2022) Neuraminidase (NA) Protein, His Tag on SDS-PAGE under reducing (R) condition. The gel was stained with Coomassie Blue. The purity of the protein is greater than 90% (With [Star Ribbon Pre-stained Protein Marker](#)).

Bioactivity-ELISA

SEC-MALS



The purity of Influenza A (A/Sydney/1304/2022) Neuraminidase (NA) Protein, His Tag (Cat. No. NE2-V5247) is more than 95% and the molecular weight of this protein is around 50-70 kDa verified by SEC-MALS.

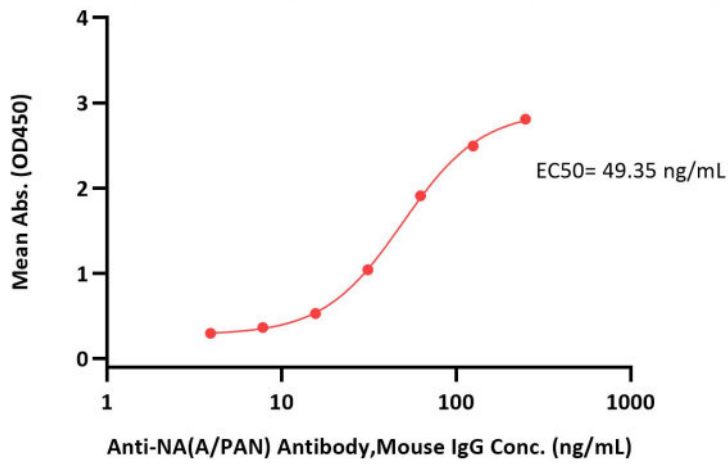
[Report](#)

Discounts, Gifts,
and more!





Influenza A (A/Sydney/1304/2022) Neuraminidase (NA) Protein, His Tag ELISA
0.1 µg of Influenza A (A/Sydney/1304/2022) Neuraminidase (NA) Protein, His Tag per well



Immobilized Influenza A (A/Sydney/1304/2022) Neuraminidase (NA) Protein, His Tag (Cat. No. NE2-V5247) at 1 µg/mL (100 µL/well) can bind Anti-NA(A/PAN) Antibody, Mouse IgG with a linear range of 4-63 ng/mL (QC tested).

Background

Neuraminidase (NA) and hemagglutinin (HA) are major membrane glycoproteins found on the surface of influenza virus. Hemagglutinin binds to the sialic acid-containing receptors on the surface of host cells during initial infection and at the end of an infectious cycle. Neuraminidase, on the other hand, cleaves the HA-sialic acid bondage from the newly formed virions and the host cell receptors during budding. Neuraminidase thus is described as a receptor-destroying enzyme which facilitates virus release and efficient spread of the progeny virus from cell to cell.

