



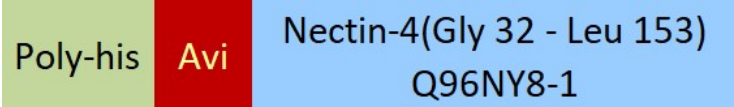
Synonym

NECTIN4, LNIR, PRR4, PVRL4

Source

Biotinylated Human Nectin-4 (32-153), His,Avitag(NE4-H82Ea) is expressed from human 293 cells (HEK293). It contains AA Gly 32 - Leu 153 (Accession # [Q96NY8-1](#)).

Molecular Characterization



This protein carries a polyhistidine tag at the N-terminus, followed by an Avi tag (Avitag™).

The protein has a calculated MW of 16.9 kDa. The protein migrates as 18-20 kDa under reducing (R) condition (SDS-PAGE) due to glycosylation.

Labeling

*Biotinylation of this product is performed using Avitag™ technology. Briefly, the single lysine residue in the Avitag is enzymatically labeled with biotin.*

Protein Ratio

Passed as determined by the HABA assay / binding ELISA.

Purity

>95% as determined by SDS-PAGE.

>95% as determined by SEC-MALS.

Formulation

Lyophilized from 0.22 µm filtered solution in PBS, pH7.4 with trehalose as protectant.

Contact us for customized product form or formulation.

Reconstitution

Please see Certificate of Analysis for specific instructions.

*For best performance, we strongly recommend you to follow the reconstitution protocol provided in the CoA.*

Storage


For long term storage, the product should be stored at lyophilized state at -20°C or lower.

*Please avoid repeated freeze-thaw cycles.*

This product is stable after storage at:

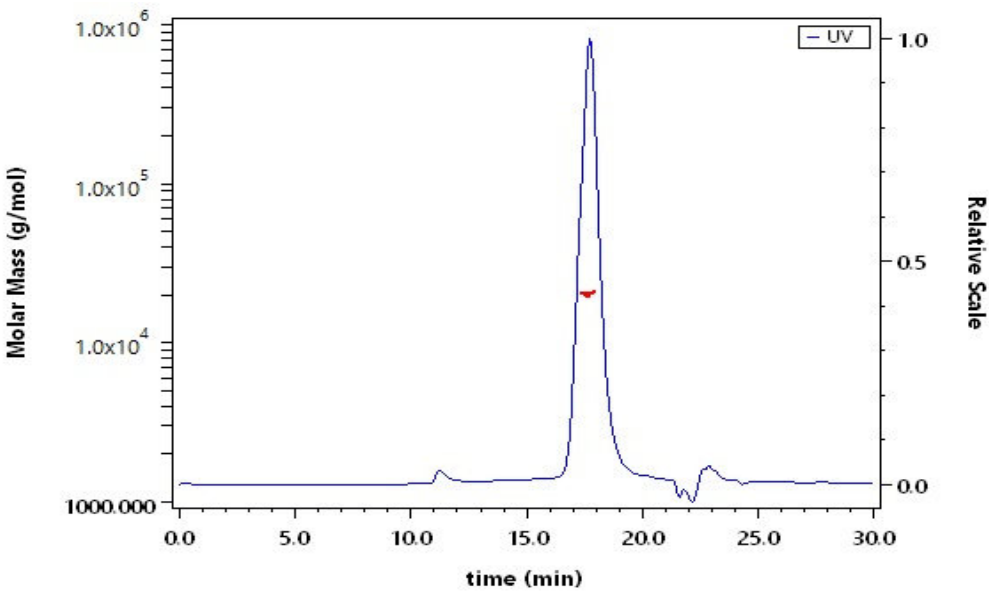
- -20°C to -70°C for 12 months in lyophilized state;
- -70°C for 3 months under sterile conditions after reconstitution.

SDS-PAGE



Biotinylated Human Nectin-4 (32-153), His,Avitag on SDS-PAGE under reducing (R) condition. The gel was stained with Coomassie Blue. The purity of the protein is greater than 95%.

SEC-MALS



The purity of Biotinylated Human Nectin-4 (32-153), His,Avitag (Cat. No. NE4-H82Ea) is more than 95% and the molecular weight of this protein is around 16-24 kDa verified by SEC-MALS.

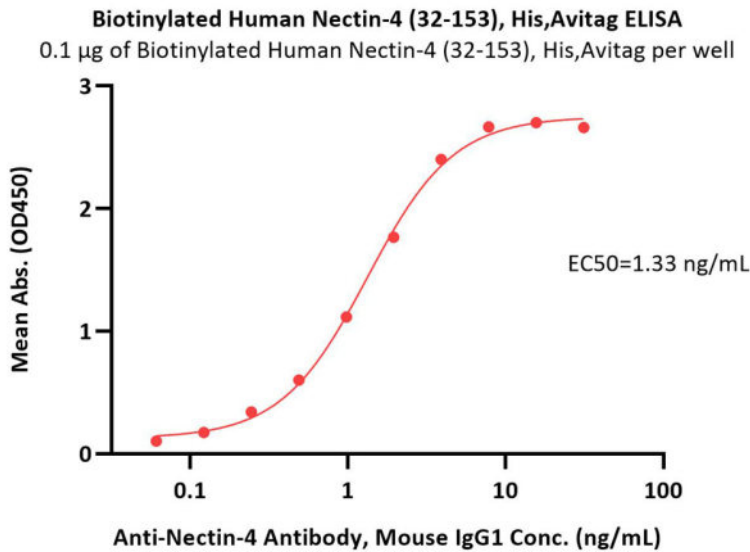
[Report](#)

Bioactivity-ELISA



Biotinylated Human Nectin-4 (32-153) Protein, His,Avitag™ (MALS verified)

Catalog # NE4-H82Ea



Immobilized Biotinylated Human Nectin-4 (32-153), His,Avitag (Cat. No. NE4-H82Ea) at 1 µg/mL (100 µL/well) on streptavidin (Cat. No. STN-N5116) precoated (0.5 µg/well) plate can bind Anti-Nectin-4 Antibody, Mouse IgG1 with a linear range of 1-4 ng/mL (QC tested).

Background

Nectin-4 (gene name PVRL4, poliovirus receptor-like 4) is a 66 kDa type I transmembrane glycoprotein belonging to the Nectin family of Ig superfamily proteins. Nectins are cell adhesion molecules that play a key role in various biological processes such as polarity, proliferation, differentiation and migration, for epithelial, endothelial, immune and neuronal cells, during development and adult life. Nectin-4 is a tumor-associated antigen in 50%, 49% and 86%o of breast, ovarian and lung carcinomas, respectively, mostly on tumors of bad prognosis. Its expression is not detected in the corresponding normal tissues.

