

Mouse Nectin-4 Protein, His Tag (MALS verified)

Catalog # NE4-M52H3



Synonym

NECTIN4, LNIR, PRR4, PVRL4

Source

Mouse Nectin-4, His Tag(NE4-M52H3) is expressed from human 293 cells (HEK293). It contains AA Gly 31 - Ser 347 (Accession # [Q8R007-1](#)).
Predicted N-terminus: Gly 31

Molecular Characterization

Nectin-4(Gly 31 - Ser 347)
Q8R007-1

Poly-his

This protein carries a polyhistidine tag at the C-terminus.
The protein has a calculated MW of 36.2 kDa. The protein migrates as 38-43 kDa under reducing (R) condition (SDS-PAGE) due to glycosylation.

Endotoxin

Less than 1.0 EU per µg by the LAL method / rFC method.

Purity

>95% as determined by SDS-PAGE.

Formulation

Lyophilized from 0.22 µm filtered solution in PBS, Arginine, pH7.4 with trehalose as protectant.

Contact us for customized product form or formulation.

Reconstitution

Please see Certificate of Analysis for specific instructions.

For best performance, we strongly recommend you to follow the reconstitution protocol provided in the CoA.

Storage


For long term storage, the product should be stored at lyophilized state at -20°C or lower.

Please avoid repeated freeze-thaw cycles.

This product is stable after storage at:

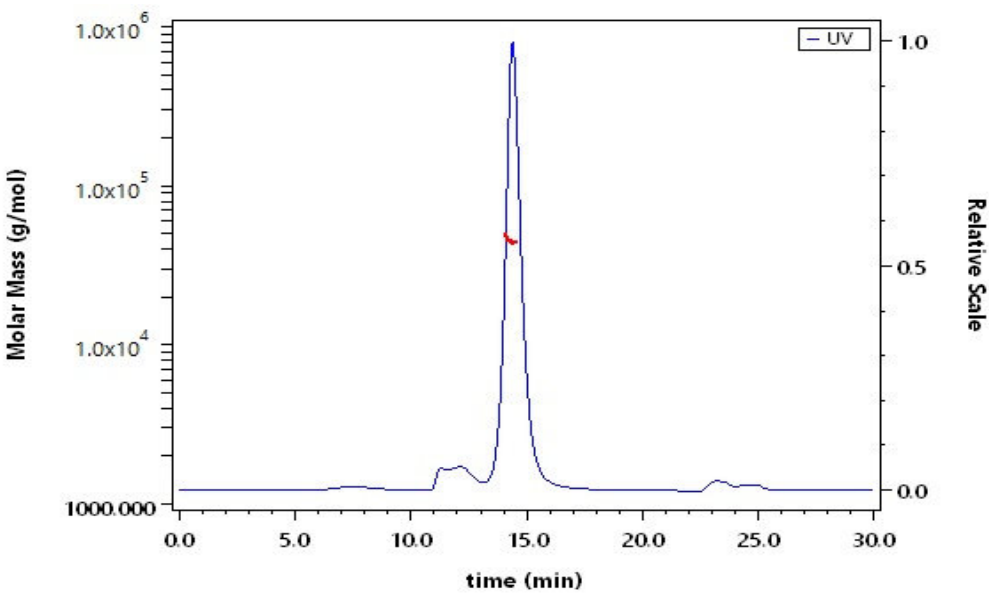
- 20°C to -70°C for 12 months in lyophilized state;
- 70°C for 3 months under sterile conditions after reconstitution.

SDS-PAGE



Mouse Nectin-4, His Tag on SDS-PAGE under reducing (R) condition. The gel was stained with Coomassie Blue. The purity of the protein is greater than 95%.

SEC-MALS



The purity of Mouse Nectin-4, His Tag (Cat. No. NE4-M52H3) is more than 85% and the molecular weight of this protein is around 35-55 kDa verified by SEC-MALS.

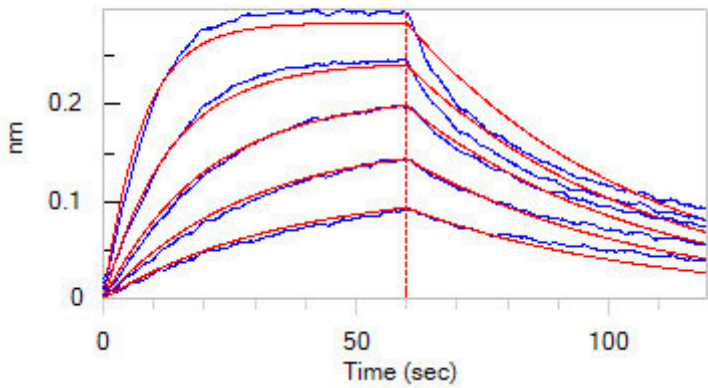
[Report](#)

Bioactivity-BLI



Mouse Nectin-4 Protein, His Tag (MALS verified)

Catalog # NE4-M52H3



Loaded Mouse Nectin-4, His Tag (Cat. No. NE4-M52H3) on NTA Biosensor, can bind Human Nectin-1, Fc Tag (Cat. No. PV1-H5253) with an affinity constant of 48.8 nM as determined in BLI assay (ForteBio Octet Red96e) (QC tested).

Background

Nectin-4 (gene name PVRL4, poliovirus receptor-like 4) is a 66 kDa type I transmembrane glycoprotein belonging to the Nectin family of Ig superfamily proteins. Nectins are cell adhesion molecules that play a key role in various biological processes such as polarity, proliferation, differentiation and migration, for epithelial, endothelial, immune and neuronal cells, during development and adult life. Nectin-4 is a tumor-associated antigen in 50%, 49% and 86% of breast, ovarian and lung carcinomas, respectively, mostly on tumors of bad prognosis. Its expression is not detected in the corresponding normal tissues.

