

Rat Nectin-4 Protein, Fc Tag (MALS verified)

Catalog # NE4-R5255



Synonym

NECTIN4, LNIR, PRR4, PVRL4

Source

Rat Nectin-4, Fc Tag(NE4-R5255) is expressed from human 293 cells (HEK293). It contains AA Tyr 28 - Val 348 (Accession # [NP\\_001102546.1](#)).  
Predicted N-terminus: Tyr 28

Molecular Characterization

Nectin-4(Tyr 28 - Val 348) NP_001102546.1	Fc(Pro 100 - Lys 330) P01857
--	---------------------------------

This protein carries a human IgG1 Fc tag at the C-terminus.  
The protein has a calculated MW of 61.1 kDa. The protein migrates as 60-70 kDa under reducing (R) condition (SDS-PAGE) due to glycosylation.

Endotoxin

Less than 0.1 EU per µg by the LAL method / rFC method.

Purity

>95% as determined by SDS-PAGE.  
>95% as determined by SEC-MALS.

Formulation

Lyophilized from 0.22 µm filtered solution in 50 mM Tris, 100 mM Glycine, 25 mM Arginine, 150 mM NaCl, pH7.5 with trehalose as protectant.  
Contact us for customized product form or formulation.

Reconstitution


Please see Certificate of Analysis for specific instructions.  
*For best performance, we strongly recommend you to follow the reconstitution protocol provided in the CoA.*

Storage

For long term storage, the product should be stored at lyophilized state at -20°C or lower.  
*Please avoid repeated freeze-thaw cycles.*  
This product is stable after storage at:

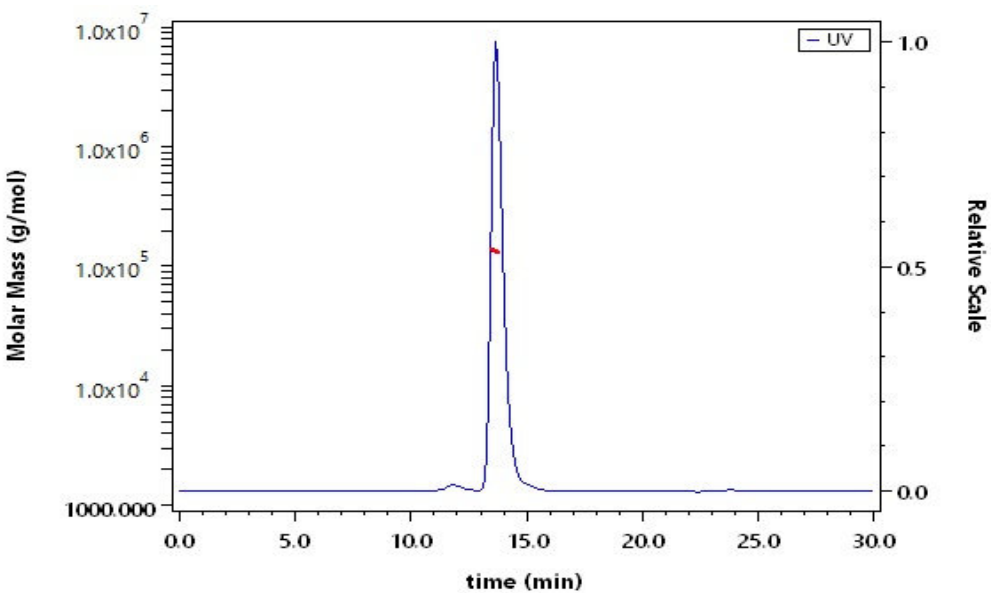
- 20°C to -70°C for 12 months in lyophilized state;
- 70°C for 3 months under sterile conditions after reconstitution.

SDS-PAGE



Rat Nectin-4, Fc Tag on SDS-PAGE under reducing (R) condition. The gel was stained with Coomassie Blue. The purity of the protein is greater than 95%.

SEC-MALS



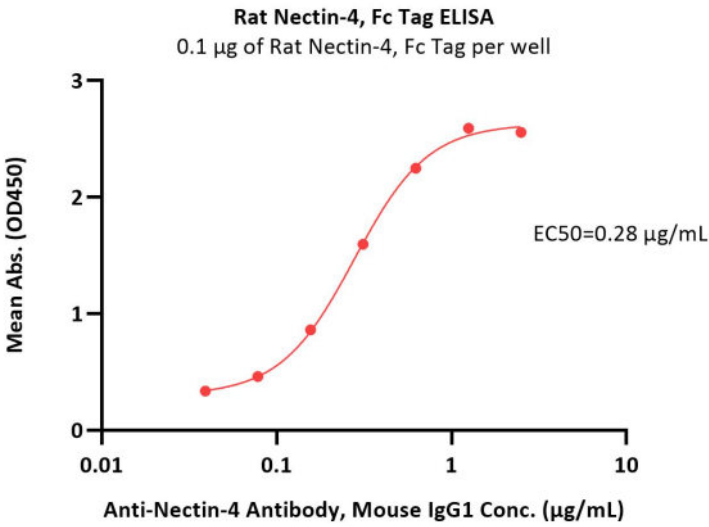
The purity of Rat Nectin-4, Fc Tag (Cat. No. NE4-R5255) is more than 95% and the molecular weight of this protein is around 125-140 kDa verified by SEC-MALS.  
[Report](#)

Bioactivity-ELISA



Rat Nectin-4 Protein, Fc Tag (MALS verified)

Catalog # NE4-R5255



Immobilized Rat Nectin-4, Fc Tag (Cat. No. NE4-R5255) at 1 µg/mL (100 µL/well) can bind Anti-Nectin-4 Antibody, Mouse IgG1 with a linear range of 0.039-0.625 µg/mL (QC tested).

Background

Nectin-4 (gene name PVRL4, poliovirus receptor-like 4) is a 66 kDa type I transmembrane glycoprotein belonging to the Nectin family of Ig superfamily proteins. Nectins are cell adhesion molecules that play a key role in various biological processes such as polarity, proliferation, differentiation and migration, for epithelial, endothelial, immune and neuronal cells, during development and adult life. Nectin-4 is a tumor-associated antigen in 50%, 49% and 86% of breast, ovarian and lung carcinomas, respectively, mostly on tumors of bad prognosis. Its expression is not detected in the corresponding normal tissues.

