

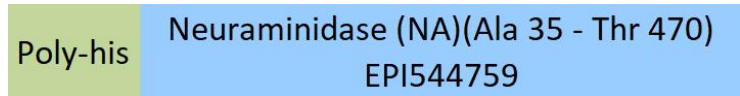
Synonym

Neuraminidase/NA (Influenza Virus)

Source

Influenza A [turkey/Germany-MV/R2472/2014(H5N8)] Neuraminidase (NA) Protein, His Tag (NEE-V5249) is expressed from human 293 cells (HEK293). It contains AA Ala 35 - Thr 470 (Accession # EPI544759, GISAID).  
Predicted N-terminus: His

Molecular Characterization



This protein carries a polyhistidine tag at the N-terminus.

The protein has a calculated MW of 56.4 kDa. The protein migrates as 75-85 kDa and 150 kDa when calibrated against [Star Ribbon Pre-stained Protein Marker](#) under reducing (R) condition (SDS-PAGE) due to glycosylation.

Endotoxin

Less than 1.0 EU per µg by the LAL method / rFC method.

Purity

>90% as determined by SDS-PAGE.

Formulation

Supplied as 0.2 µm filtered solution in PBS, pH7.4 with trehalose as protectant.  
Contact us for customized product form or formulation.

Shipping

*This product is supplied and shipped with dry ice, please inquire the shipping cost.*

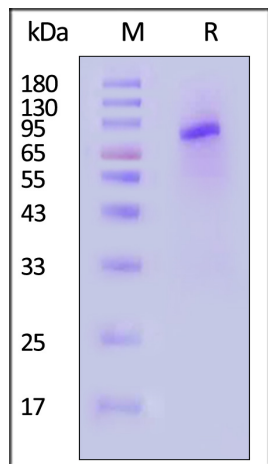
Storage

*Please avoid repeated freeze-thaw cycles.*

This product is stable after storage at:

- The product MUST be stored at -70°C or lower upon receipt;
- -70°C for 3 months under sterile conditions.

SDS-PAGE

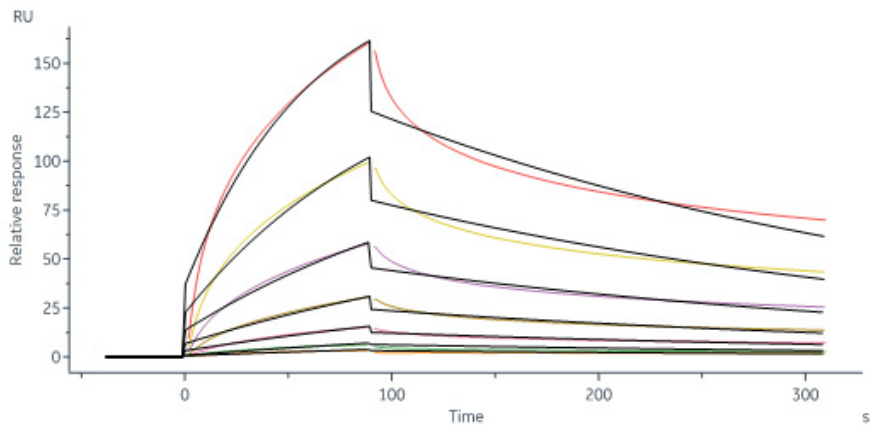


Influenza A [turkey/Germany-MV/R2472/2014(H5N8)] Neuraminidase (NA) Protein, His Tag on SDS-PAGE under reducing (R) condition. The gel was stained with Coomassie Blue. The purity of the protein is greater than 90% (With [Star Ribbon Pre-stained Protein Marker](#)).

Bioactivity-SPR

Discounts, Gifts,  
and more!





a-Neu5Ac-PAA-a-Neu5Ac-PAA-biotin immobilized on SA Chip can bind Influenza A [turkey/Germany-MV/R2472/2014(H5N8)] Neuraminidase (NA) Protein, His Tag (Cat. No. NEE-V5249) with an affinity constant of 57.5 nM as determined in a SPR assay (Biacore 8K) (QC tested).

**Background**

Neuraminidase (NA) and hemagglutinin (HA) are major membrane glycoproteins found on the surface of influenza virus. Hemagglutinin binds to the sialic acid-containing receptors on the surface of host cells during initial infection and at the end of an infectious cycle. Neuraminidase, on the other hand, cleaves the HA-sialic acid bondage from the newly formed virions and the host cell receptors during budding. Neuraminidase thus is described as a receptor-destroying enzyme which facilitates virus release and efficient spread of the progeny virus from cell to cell.

Discounts, Gifts,  
and more!

