

Synonym

Neuraminidase/NA (Influenza Virus)

Source

Influenza A [Guangdong/18SF020(H5N6)] Neuraminidase (NA) Protein, His Tag (NEE-V524h) is expressed from human 293 cells (HEK293). It contains AA Leu 35 - Lys 459 (Accession # EPI1366590, GISAID).
Predicted N-terminus: His

Molecular Characterization

Poly-his	Neuraminidase (NA)(Leu 35 - Lys 459) EPI1366590
----------	--

This protein carries a polyhistidine tag at the N-terminus.
The protein has a calculated MW of 55.2 kDa. The protein migrates as 65-75 kDa when calibrated against [Star Ribbon Pre-stained Protein Marker](#) under reducing (R) condition (SDS-PAGE) due to glycosylation.
The protein is designed as a tetramer.

Endotoxin

Less than 1.0 EU per µg by the LAL method / rFC method.

Purity

>90% as determined by SDS-PAGE.

Formulation

Supplied as 0.2 µm filtered solution in PBS, 300 mM NaCl, pH7.4 with trehalose as protectant.
Contact us for customized product form or formulation.

Shipping

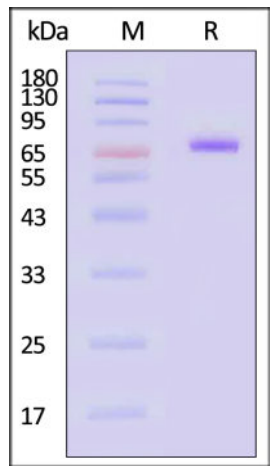
This product is supplied and shipped with dry ice, please inquire the shipping cost.

Storage

Please avoid repeated freeze-thaw cycles.
This product is stable after storage at:

- The product MUST be stored at -70°C or lower upon receipt;
- -70°C for 3 months under sterile conditions.

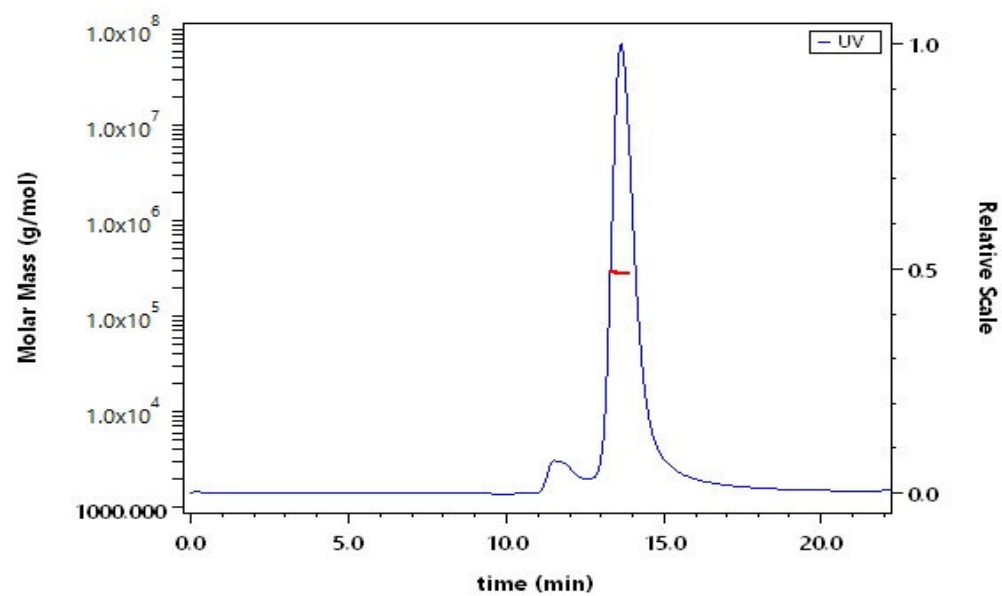
SDS-PAGE



Influenza A [Guangdong/18SF020(H5N6)] Neuraminidase (NA) Protein, His Tag on SDS-PAGE under reducing (R) condition. The gel was stained with Coomassie Blue. The purity of the protein is greater than 90% (With [Star Ribbon Pre-stained Protein Marker](#)).

Bioactivity-SPR

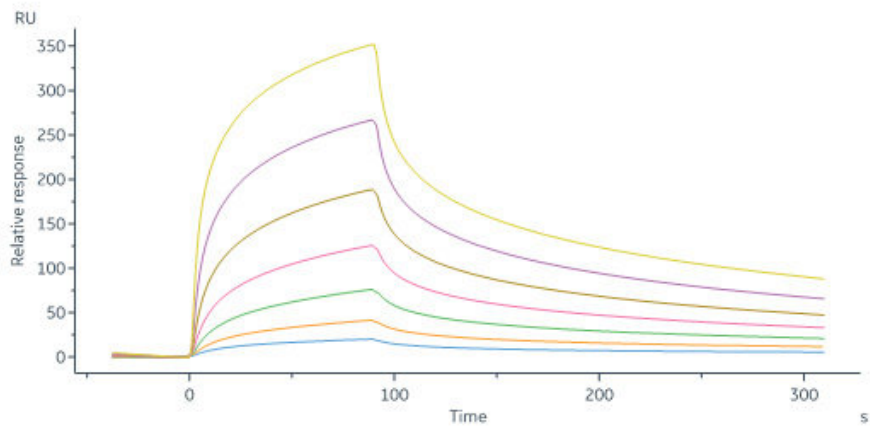
SEC-MALS



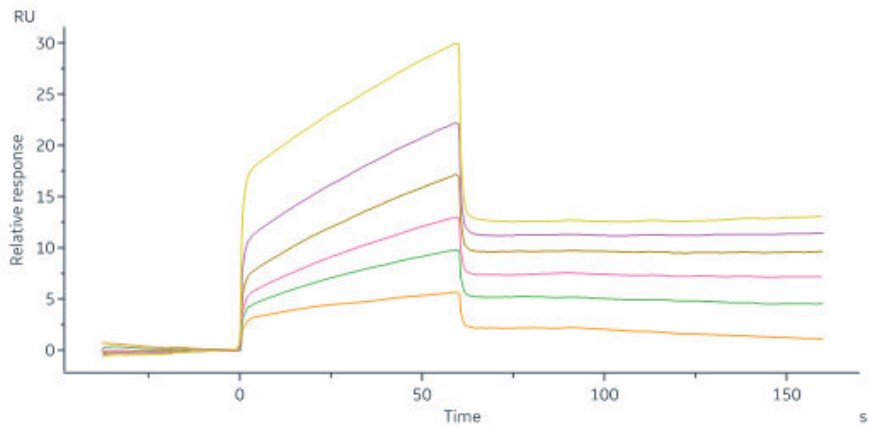
The purity of Influenza A [Guangdong/18SF020(H5N6)] Neuraminidase (NA) Protein, His Tag (Cat. No. NEE-V524h) is more than 85% and the molecular weight of this protein is around 270-300 kDa verified by SEC-MALS. [Report](#)

Discounts, Gifts,
and more!





a-Neu5Ac-PAA-biotin immobilized on SA Chip can bind Influenza A [Guangdong/18SF020(H5N6)] Neuraminidase (NA) Protein, His Tag (Cat. No. NEE-V524h) with an affinity constant of 42.7 nM as determined in a SPR assay (Biacore 8K) (QC tested).



Influenza A [Guangdong/18SF020(H5N6)] Neuraminidase (NA) Protein, His Tag (Cat. No. NEE-V524h) immobilized on CM5 Chip can bind N-Acetylneuraminic Acid with an affinity constant of 128 μ M as determined in a SPR assay (Biacore 8K) (Routinely tested).

Background

Neuraminidase (NA) and hemagglutinin (HA) are major membrane glycoproteins found on the surface of influenza virus. Hemagglutinin binds to the sialic acid-containing receptors on the surface of host cells during initial infection and at the end of an infectious cycle. Neuraminidase, on the other hand, cleaves the HA-sialic acid bondage from the newly formed virions and the host cell receptors during budding. Neuraminidase thus is described as a receptor-destroying enzyme which facilitates virus release and efficient spread of the progeny virus from cell to cell.

