



Synonym

Neuraminidase/NA (Influenza Virus)

Source

Influenza A virus (A/Thailand/8/2022) NA(H3N2) Protein, His Tag (NEE-V524w) is expressed from human 293 cells (HEK293). It contains AA Ile 30 - Thr 469 (Accession # EPI2178976, GISAID).

Molecular Characterization

This protein carries a polyhistidine tag at the N-terminus.

The protein has a calculated MW of 57.0 kDa. The protein migrates as 80-95 kDa when calibrated against [Star Ribbon Pre-stained Protein Marker](#) under reducing (R) condition (SDS-PAGE) due to glycosylation.

Endotoxin

Less than 1.0 EU per µg by the LAL method / rFC method.

Purity

>90% as determined by SDS-PAGE.

Formulation

Supplied as 0.2 µm filtered solution in 50 mM Tris, 500 mM NaCl, pH7.5 with trehalose as protectant.

Contact us for customized product form or formulation.

Shipping

This product is supplied and shipped with dry ice, please inquire the shipping cost.

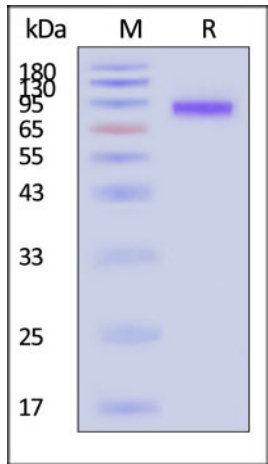
Storage

Please avoid repeated freeze-thaw cycles.

This product is stable after storage at:

- The product MUST be stored at -70°C or lower upon receipt;
- -70°C for 3 months under sterile conditions.

SDS-PAGE



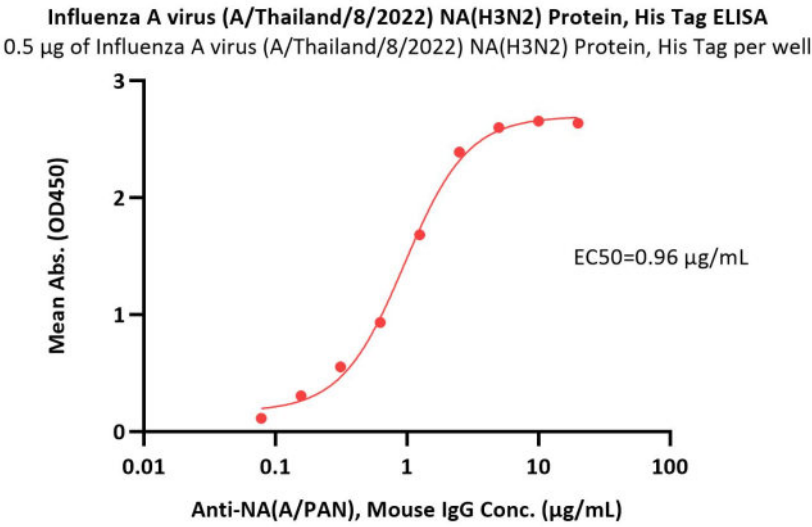
Influenza A virus (A/Thailand/8/2022) NA(H3N2) Protein, His Tag on SDS-PAGE under reducing (R) condition. The gel was stained with Coomassie Blue. The purity of the protein is greater than 90% (With [Star Ribbon Pre-stained Protein Marker](#)).

Bioactivity-ELISA



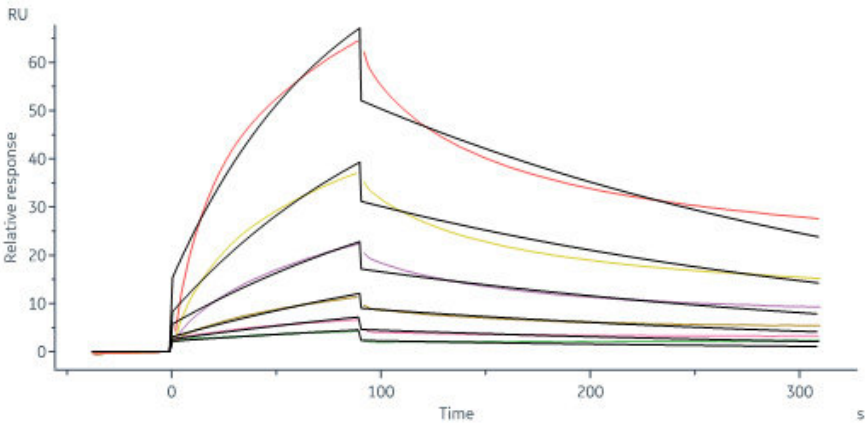
Influenza A virus (A/Thailand/8/2022) NA(H3N2) Protein, His Tag (SPR verified)

Catalog # NEE-V524w



Immobilized Influenza A virus (A/Thailand/8/2022) NA(H3N2) Protein, His Tag (Cat. No. NEE-V524w) at 5 µg/mL (100 µL/well) can bind Anti-NA(A/PAN), Mouse IgG with a linear range of 0.078-2.5 µg/mL (Routinely tested).

Bioactivity-SPR



a-Neu5Ac-PAA-biotin immobilized on SA Chip can bind Influenza A virus (A/Thailand/8/2022) NA(H3N2) Protein, His Tag (Cat. No. NEE-V524w) with an affinity constant of 94.1 nM as determined in a SPR assay (Biacore 8K) (QC tested).

Background

Neuraminidase (NA) and hemagglutinin (HA) are major membrane glycoproteins found on the surface of influenza virus. Hemagglutinin binds to the sialic acid-containing receptors on the surface of host cells during initial infection and at the end of an infectious cycle. Neuraminidase, on the other hand, cleaves the HA-sialic acid bondage from the newly formed virions and the host cell receptors during budding. Neuraminidase thus is described as a receptor-destroying enzyme which facilitates virus release and efficient spread of the progeny virus from cell to cell.

Discounts, Gifts,
and more!

