

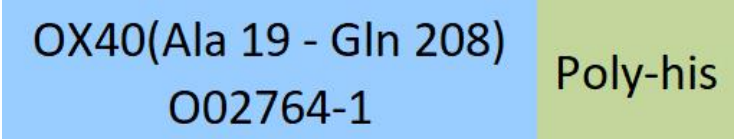
Synonym

TNFRSF4,OX40,CD134,OX40L receptor,ACT35,TXGP1L

Source

Rabbit OX40, His Tag(OX0-R52H8) is expressed from human 293 cells (HEK293). It contains AA Ala 19 - Gln 208 (Accession # [O02764-1](#)).  
Predicted N-terminus: Ala 19

Molecular Characterization



This protein carries a polyhistidine tag at the C-terminus.  
The protein has a calculated MW of 22.6 kDa. The protein migrates as 34-47 kDa under reducing (R) condition (SDS-PAGE) due to glycosylation.

Endotoxin

Less than 1.0 EU per µg by the LAL method / rFC method.

Purity

>90% as determined by SDS-PAGE.

Formulation

Lyophilized from 0.22 µm filtered solution in PBS, pH7.4 with trehalose as protectant.

Contact us for customized product form or formulation.

Reconstitution

Please see Certificate of Analysis for specific instructions.

*For best performance, we strongly recommend you to follow the reconstitution protocol provided in the CoA.*

Storage

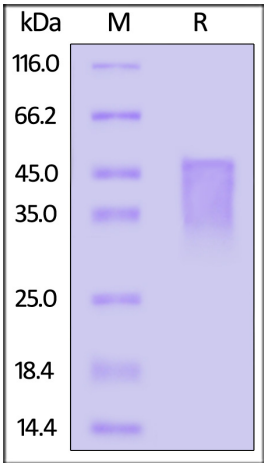
For long term storage, the product should be stored at lyophilized state at -20°C or lower.

*Please avoid repeated freeze-thaw cycles.*

This product is stable after storage at:

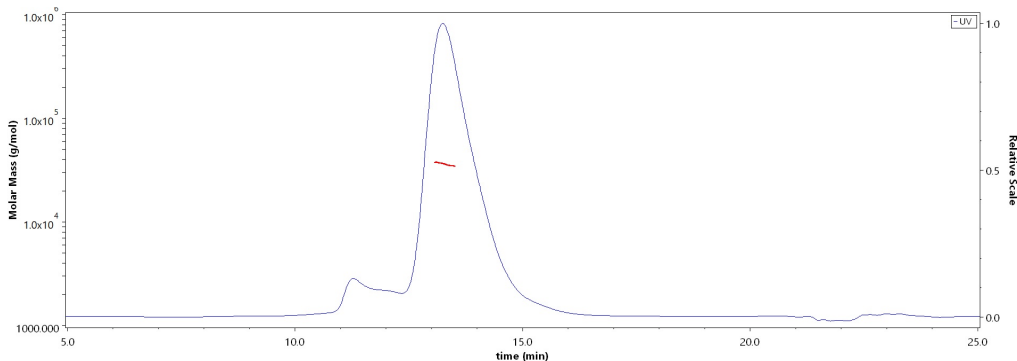
- 20°C to -70°C for 12 months in lyophilized state;
- 70°C for 3 months under sterile conditions after reconstitution.

SDS-PAGE



Rabbit OX40, His Tag on SDS-PAGE under reducing (R) condition. The gel was stained with Coomassie Blue. The purity of the protein is greater than 90%.

SEC-MALS



The purity of Rabbit OX40, His Tag (Cat. No. OX0-R52H8) is more than 85% and the molecular weight of this protein is around 30-45 kDa verified by SEC-MALS.  
[Report](#)

Background

Tumor necrosis factor receptor superfamily member 4 (TNFRSF4) is also known as ACT35 antigen, OX40L receptor, TAX transcriptionally-activated glycoprotein 1 receptor, CD antigen CD134, OX40. OX40 / TNFRSF4 contains four TNFR-Cys repeats. TNFRSF4 is receptor for TNFSF4 / OX40L / GP34 and can interacts with TRAF2, TRAF3 and TRAF5.

