



Synonym

OX40L,TNFSF4,CD252,Glycoprotein Gp34,TXGP1,CD134 ligand,CD134L

Source

Cynomolgus / Rhesus macaque OX40 Ligand Protein, His Tag(OXL-C5243) is expressed from human 293 cells (HEK293). It contains AA Gln 51 - Leu 183 (Accession # [A0A1D5QQH7](#)).
Predicted N-terminus: His

Molecular Characterization

This protein carries a polyhistidine tag at the N-terminus.
The protein has a calculated MW of 49.3 kDa. The protein migrates as 65-80 kDa under non-reducing (NR) condition (SDS-PAGE) due to glycosylation.

Endotoxin

Less than 1.0 EU per µg by the LAL method / rFC method.

Purity

>90% as determined by SDS-PAGE.
>95% as determined by SEC-MALS.

Formulation

Lyophilized from 0.22 µm filtered solution in PBS, pH7.4 with trehalose as protectant.
Contact us for customized product form or formulation.

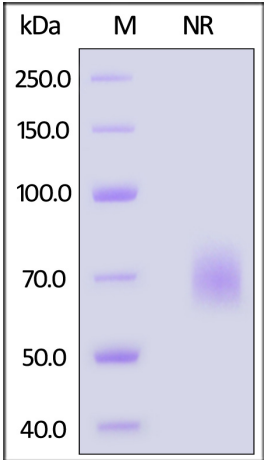
Reconstitution

Please see Certificate of Analysis for specific instructions.
For best performance, we strongly recommend you to follow the reconstitution protocol provided in the CoA.

Storage

For long term storage, the product should be stored at lyophilized state at -20°C or lower.
Please avoid repeated freeze-thaw cycles.
This product is stable after storage at:
• -20°C to -70°C for 12 months in lyophilized state;
• -70°C for 3 months under sterile conditions after reconstitution.

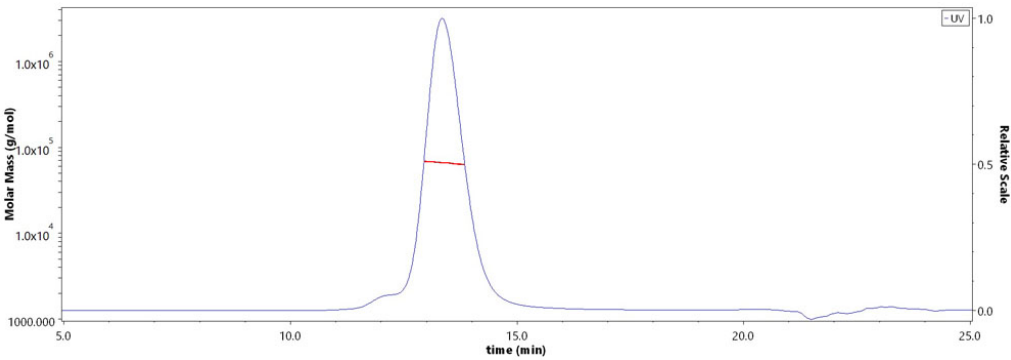
SDS-PAGE



Cynomolgus / Rhesus macaque OX40 Ligand Protein, His Tag on SDS-PAGE under non-reducing (NR) condition. The gel was stained with Coomassie Blue. The purity of the protein is greater than 90%.

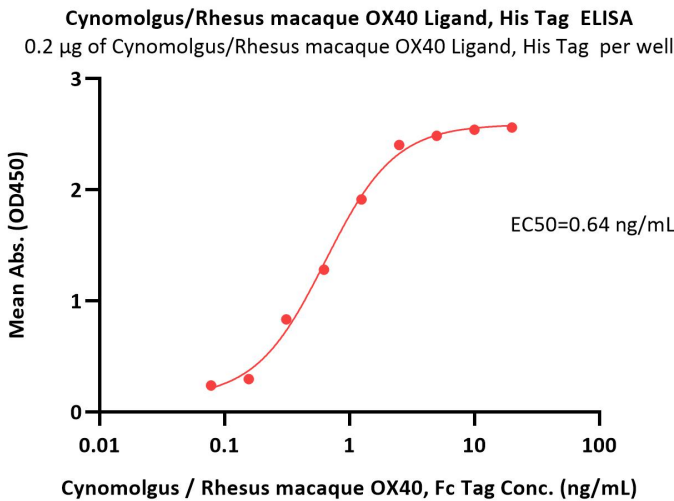
Bioactivity-ELISA

SEC-MALS

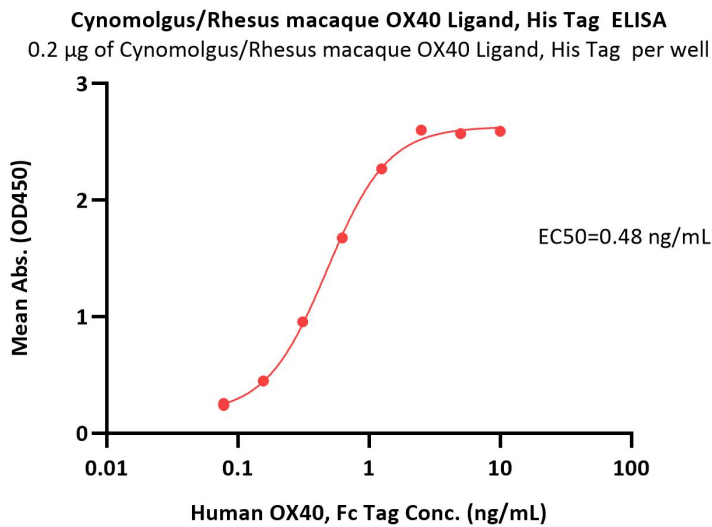


The purity of Cynomolgus / Rhesus macaque OX40 Ligand Protein, His Tag (Cat. No. OXL-C5243) is more than 95% and the molecular weight of this protein is around 60-70 kDa verified by SEC-MALS.
[Report](#)

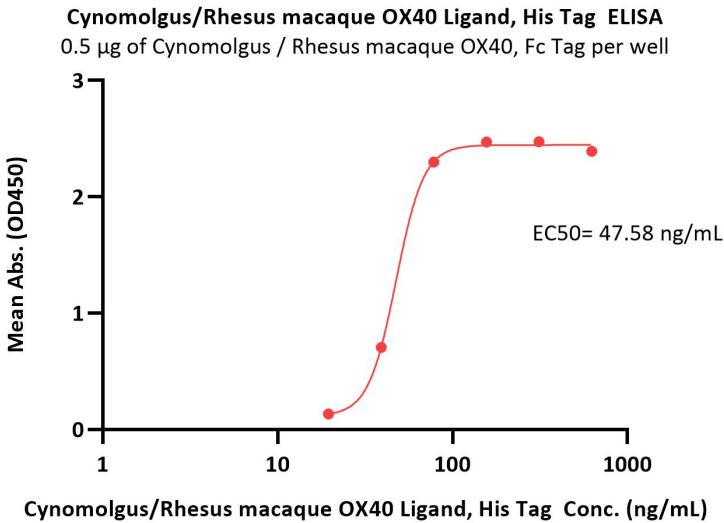




Immobilized Cynomolgus/Rhesus macaque OX40 Ligand, His Tag (Cat. No. OXL-C5243) at 2 µg/mL (100 µL/well) can bind Cynomolgus / Rhesus macaque OX40, Fc Tag (Cat. No. OX0-C5251) with a linear range of 0.1-3 ng/mL (QC tested).



Immobilized Cynomolgus/Rhesus macaque OX40 Ligand, His Tag (Cat. No. OXL-C5243) at 2 µg/mL (100 µL/well) can bind Human OX40, Fc Tag (Cat. No. OX0-H5255) with a linear range of 0.1-1 ng/mL (Routinely tested).



Immobilized Cynomolgus / Rhesus macaque OX40, Fc Tag (Cat. No. OX0-C5251) at 5 µg/mL (100 µL/well) can bind Cynomolgus/Rhesus macaque OX40 Ligand, His Tag (Cat. No. OXL-C5243) with a linear range of 20-78 ng/mL (Routinely tested).

Background

Tumor necrosis factor ligand superfamily member 4 (TNFSF4) is also known as glycoprotein Gp34, OX40 ligand (OX40L), TAX transcriptionally-activated glycoprotein 1 and CD252, which belongs to the tumor necrosis factor family. TNFSF4 is the ligand for CD134 and is expressed on such cells as DC2s (a subtype of dendritic cells) enabling amplification of Th2 cell differentiation. The interaction of TNFSF4-TNFSF4 is involved in the pathogenesis of multiple autoimmune and inflammatory diseases such as systemic lupus erythematosus (SLE), carotid artery disease and cancer. Furthermore, similar to other TNF superfamily members, membrane-bound OX40 Ligand (TNFSF4) exists as a homotrimer. Human TNFSF4 shares 46% amino acid sequence identity with its mouse counterpart.

