



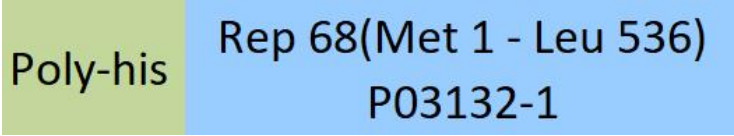
Synonym

Rep 68

Source

Adeno-associated virus 2 (isolate Srivastava/1982) (AAV-2) Rep 68, His Tag(RE8-A5243) is expressed from human 293 cells (HEK293). It contains AA Met 1 - Leu 536 (Accession # [P03132-1](#)).

Molecular Characterization



This protein carries a polyhistidine tag at the N-terminus.
The protein has a calculated MW of 62.8 kDa. The protein migrates as 75-80 kDa under reducing (R) condition (SDS-PAGE) due to glycosylation.

Endotoxin

Less than 1.0 EU per µg by the LAL method / rFC method.

Purity

>95% as determined by SDS-PAGE.

Formulation

Lyophilized from 0.22 µm filtered solution in PBS, pH7.4 with trehalose as protectant.

Contact us for customized product form or formulation.

Reconstitution

Please see Certificate of Analysis for specific instructions.

For best performance, we strongly recommend you to follow the reconstitution protocol provided in the CoA.

Storage


For long term storage, the product should be stored at lyophilized state at -20°C or lower.

Please avoid repeated freeze-thaw cycles.

This product is stable after storage at:

- 20°C to -70°C for 12 months in lyophilized state;
- 70°C for 3 months under sterile conditions after reconstitution.

SDS-PAGE



Adeno-associated virus 2 (isolate Srivastava/1982) (AAV-2) Rep 68, His Tag on SDS-PAGE under reducing (R) condition. The gel was stained with Coomassie Blue. The purity of the protein is greater than 95%.

Bioactivity-ELISA

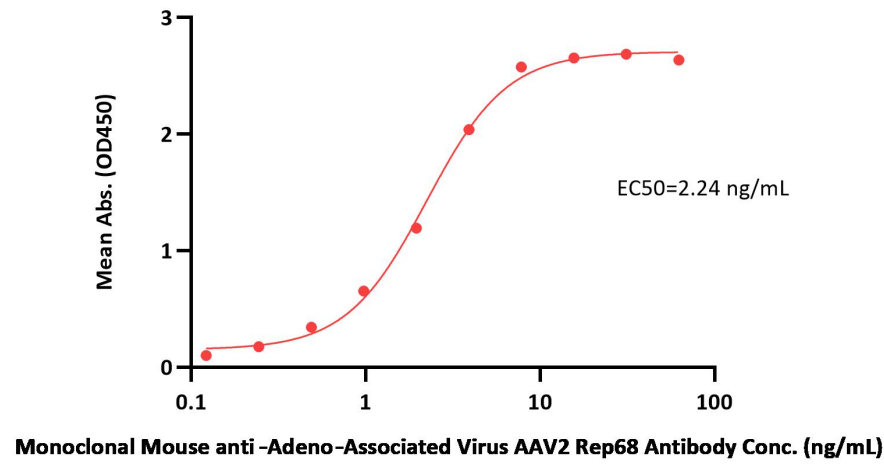


Adeno-associated virus 2 (isolate Srivastava/1982) (AAV-2) Rep 68 Protein, His Tag

Catalog # RE8-A5243



Adeno-associated virus 2 (isolate Srivastava/1982) (AAV-2) Rep 68, His Tag ELISA
0.1 µg of Adeno-associated virus 2 (isolate Srivastava/1982) (AAV-2) Rep 68, His Tag per well



Immobilized Adeno-associated virus 2 (isolate Srivastava/1982) (AAV-2) Rep 68, His Tag (Cat. No. RE8-A5243) at 1 µg/mL (100 µL/well) can bind Monoclonal Mouse anti-Adeno-Associated Virus AAV2 Rep68 Antibody with a linear range of 0.1-4 ng/mL (QC tested).

Background

Adeno-associated virus (AAV) is a single-stranded D virus, and the current scientific consensus is that it does not cause any human disease. It consists of a protein capsid and a single-stranded D genome of 4.7 kb in length, with two 'T' terminal inverted repeats (ITRs) at each end of the AAV genome. The rep genes in the AAV genome encode four proteins associated with viral replication, Rep78, Rep68, Rep52, and Rep40.

Discounts, Gifts,
and more!

