

Synonym

SHPS1,SIRPA,CD172A,BIT,MFR,MYD1,P84,PTPNS1

Source

Human SIRP alpha, Mouse IgG1 Fc Tag(SIA-H52A8) is expressed from human 293 cells (HEK293). It contains AA Glu 31 - Arg 370 (Accession # [NP_001035111](#)).

Predicted N-terminus: Glu 31

Molecular Characterization

SIRP alpha(Glu 31 - Arg 370) NP_001035111	mFc(Val 98 - Lys 324) AAK53870.1
--	-------------------------------------

This protein carries a mouse IgG1 Fc tag at the C-terminus.

The protein has a calculated MW of 63.0 kDa. The protein migrates as 70-105 kDa under reducing (R) condition (SDS-PAGE) due to glycosylation.

Endotoxin

Less than 1.0 EU per µg by the LAL method / rFC method.

Purity

>95% as determined by SDS-PAGE.

>90% as determined by SEC-MALS.

Formulation

Lyophilized from 0.22 µm filtered solution in 50 mM Tris, 100 mM Glycine, pH7.5 with trehalose as protectant.

Contact us for customized product form or formulation.

Reconstitution

Please see Certificate of Analysis for specific instructions.

For best performance, we strongly recommend you to follow the reconstitution protocol provided in the CoA.

Storage


For long term storage, the product should be stored at lyophilized state at -20°C or lower.

Please avoid repeated freeze-thaw cycles.

This product is stable after storage at:

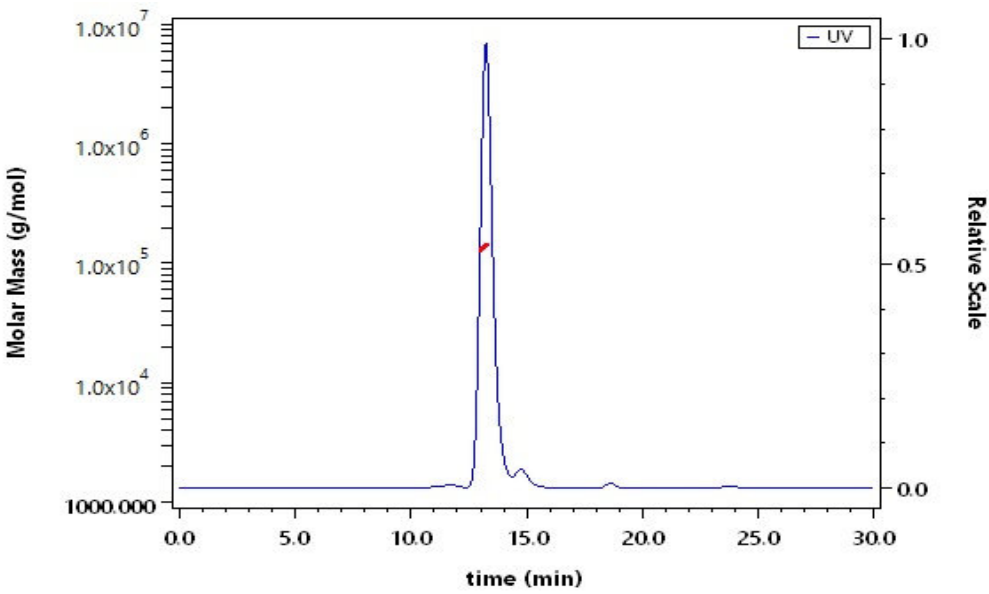
- 20°C to -70°C for 12 months in lyophilized state;
- 70°C for 3 months under sterile conditions after reconstitution.

SDS-PAGE



Human SIRP alpha, Mouse IgG1 Fc Tag on SDS-PAGE under reducing (R) condition. The gel was stained with Coomassie Blue. The purity of the protein is greater than 95%.

SEC-MALS

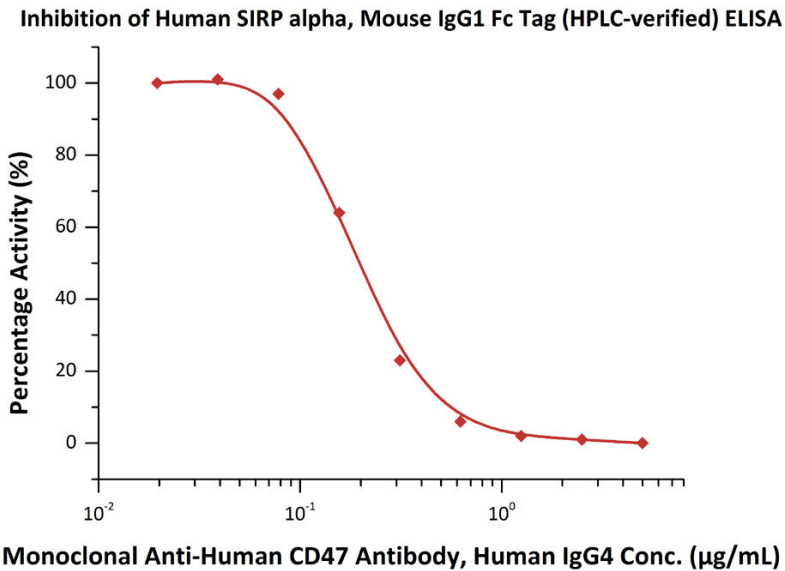
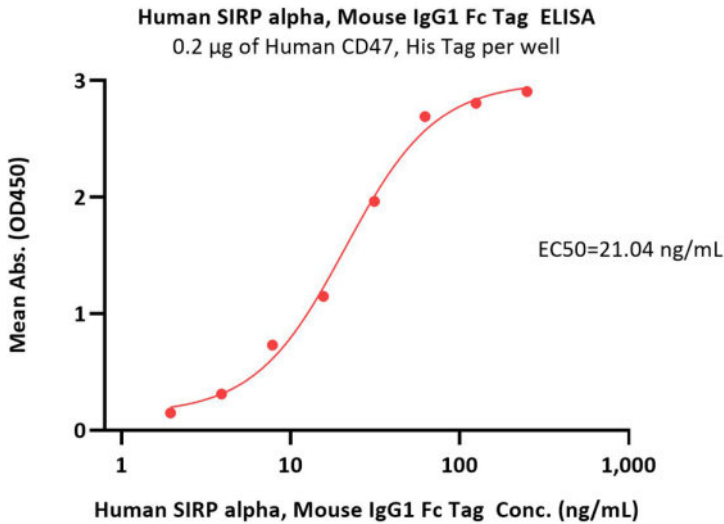


The purity of Human SIRP alpha, Mouse IgG1 Fc Tag (Cat. No. SIA-H52A8) is more than 90% and the molecular weight of this protein is around 140-165 kDa verified by SEC-MALS.

[Report](#)

Bioactivity-ELISA

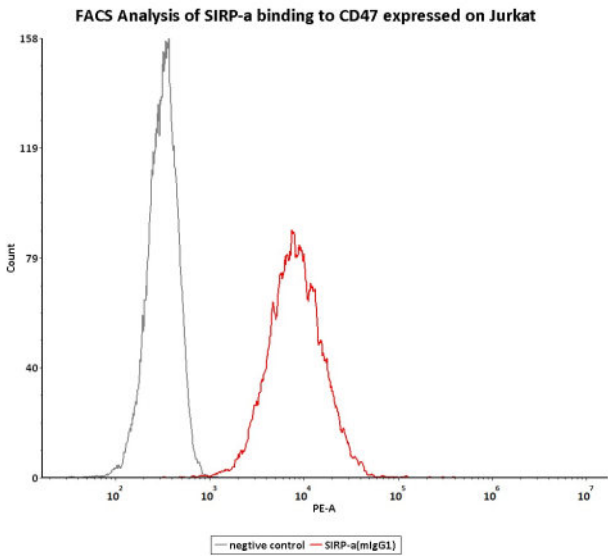




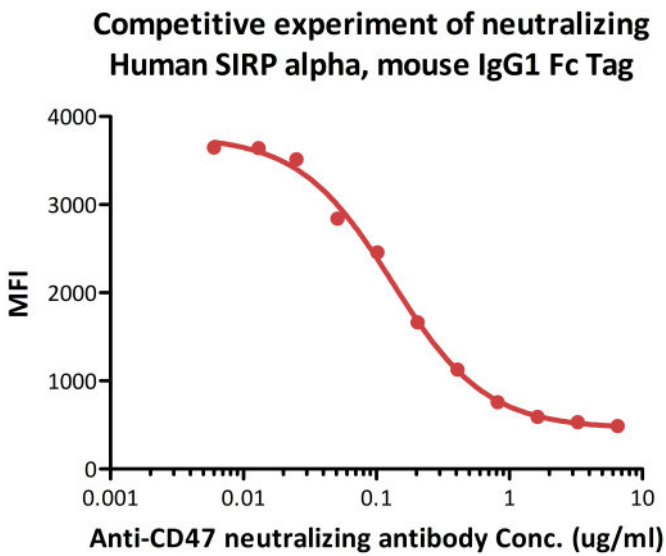
Immobilized Human CD47, His Tag (Cat. No. CD7-H5227) at 2 µg/mL (100 µL/well) can bind Human SIRP alpha, Mouse IgG1 Fc Tag (Cat. No. SIA-H52A8) with a linear range of 4-31 ng/mL (QC tested).

Serial dilutions of Anti-Human CD47 Neutralizing Antibody were added into Human SIRP alpha, Mouse IgG1 Fc Tag (Cat. No. SIA-H52A8): Biotinylated Human CD47, Fc,Avitag (Cat. No. CD7-H82F6) binding reactions. The half maximal inhibitory concentration (IC50) is 0.2006 µg/mL (Routinely tested).

Bioactivity-FACS



FACS assay shows that Human SIRP alpha, Mouse IgG1 Fc Tag (Cat. No. SIA-H52A8) can bind to Jurkat cell expressing CD47. The concentration of SIRP alpha used is 0.3 µg/mL (Routinely tested).



FACS analysis shows that the binding of Human SIRP alpha, Mouse IgG1 Fc Tag (Cat. No. SIA-H52A8) to Jurkat expressing CD47 was inhibited by increasing concentration of neutralizing anti-CD47 antibody. The concentration of SIRP alpha used is 0.3 µg/mL. IC50=0.1318 µg/mL (Routinely tested).

Background

Tyrosine-protein phosphatase non-receptor type substrate 1 (SHPS1) is also known as CD172 antigen-like family member A (CD172a), Macrophage fusion receptor, MyD-1 antigen, Signal-regulatory protein alpha (SIRPA or SIRP alpha) or p84, is a member of the SIRP family, and also belongs to the immunoglobulin superfamily. SIRP alpha is Ubiquitous and highly expressed in brain. SIRPA / CD172a is immunoglobulin-like cell surface receptor for CD47 and acts as docking protein and induces translocation of PTPN6, PTPN11 and other binding partners from the cytosol to the plasma membrane. SIRPA / SHPS-1 supports adhesion of cerebellar neurons, neurite outgrowth and glial cell attachment and may play a key role in intracellular signaling during synaptogenesis and in synaptic function By similarity. SIRPA / MyD1 involved in the negative regulation of receptor tyrosine kinase-coupled cellular responses induced by cell adhesion, growth factors or insulin and mediates negative regulation of phagocytosis, mast cell activation and dendritic cell activation. CD47 binding prevents maturation of immature dendritic cells and inhibits cytokine production by mature dendritic cells.

