

Synonym

S1 protein NTD,Spike protein S1 NTD,BetaCoV S1-NTD

Source

SARS-CoV-2 Spike NTD, His Tag (B.1.1.529/Omicron) (SPD-C522d) is expressed from human 293 cells (HEK293). It contains AA Ser 13 - Leu 303 (Accession # [QHD43416.1](#) (A67V, HV69-70del, T95I, G142D, VYY143-145del, N211del, L212I, ins214EPE)). The spike mutations are identified on the SARS-CoV-2 Omicron variant (Pango lineage: B.1.1.529; GISAID clade: GR/484A; Nextstrain clade: 21K).  
Predicted N-terminus: Ser 13

Molecular Characterization

This protein carries a polyhistidine tag at the C-terminus.  
The protein has a calculated MW of 34.6 kDa. The protein migrates as 50-65 kDa under reducing (R) condition (SDS-PAGE) due to glycosylation.

Endotoxin

Less than 1.0 EU per µg by the LAL method / rFC method.

Purity

>95% as determined by SDS-PAGE.  
>90% as determined by SEC-MALS.

Formulation

Lyophilized from 0.22 µm filtered solution in PBS, pH7.4 with trehalose as protectant.  
Contact us for customized product form or formulation.

Reconstitution

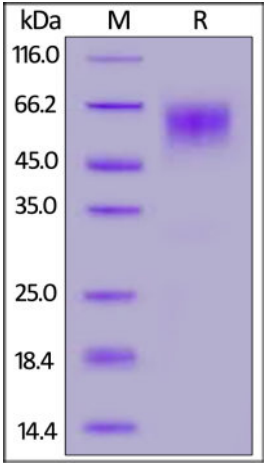
Please see Certificate of Analysis for specific instructions.  
*For best performance, we strongly recommend you to follow the reconstitution protocol provided in the CoA.*

Storage

For long term storage, the product should be stored at lyophilized state at -20°C or lower.  
*Please avoid repeated freeze-thaw cycles.*  
This product is stable after storage at:

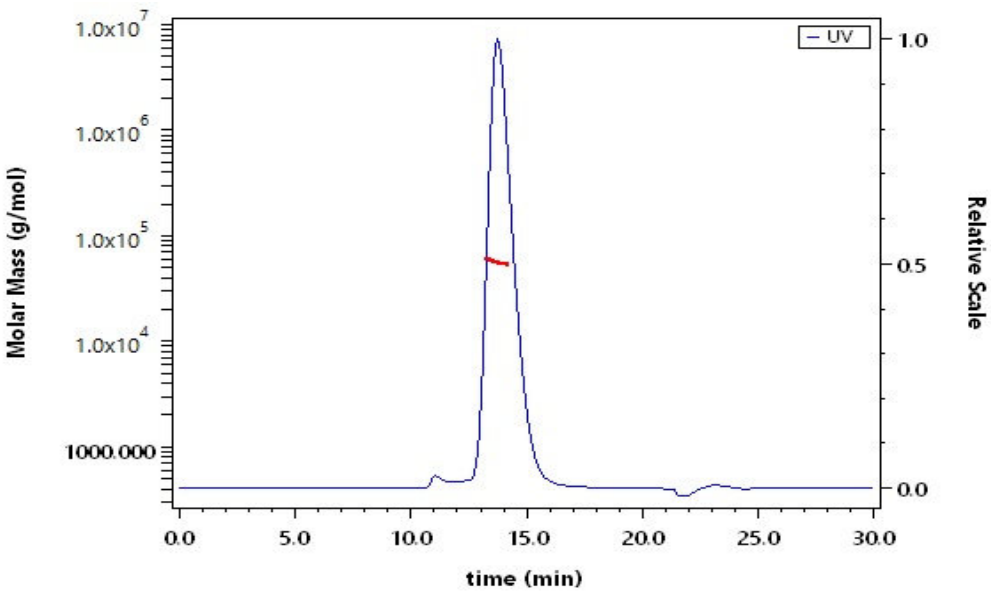
- 20°C to -70°C for 12 months in lyophilized state;
- 70°C for 3 months under sterile conditions after reconstitution.

SDS-PAGE



SARS-CoV-2 Spike NTD, His Tag (B.1.1.529/Omicron) on SDS-PAGE under reducing (R) condition. The gel was stained with Coomassie Blue. The purity of the protein is greater than 95%.

SEC-MALS



The purity of SARS-CoV-2 Spike NTD, His Tag (B.1.1.529/Omicron) (Cat. No. SPD-C522d) is more than 90% and the molecular weight of this protein is around 48-64 kDa verified by SEC-MALS.  
[Report](#)

Bioactivity-ELISA

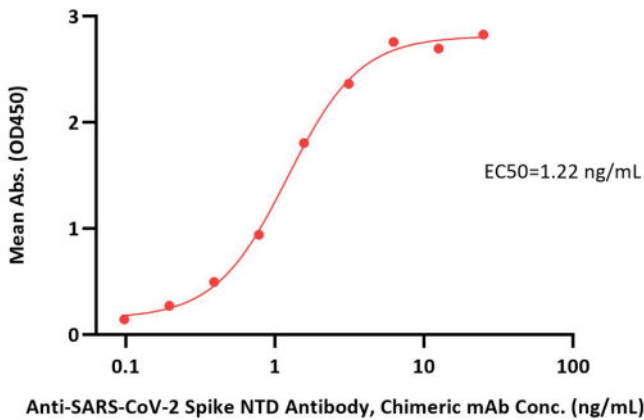


SARS-CoV-2 Spike NTD Protein, His Tag (B.1.1.529/Omicron) (MALS verified)

Catalog # SPD-C522d

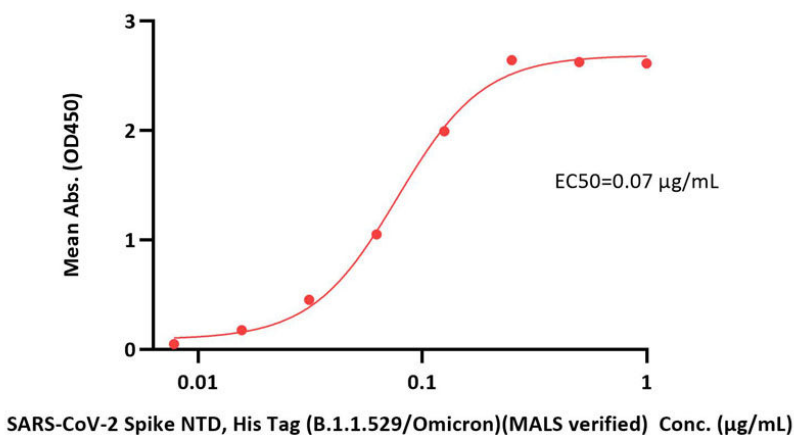


SARS-CoV-2 Spike NTD, His Tag (B.1.1.529/Omicron) ELISA  
0.1 µg of SARS-CoV-2 Spike NTD, His Tag (B.1.1.529/Omicron) per well



Immobilized SARS-CoV-2 Spike NTD, His Tag (B.1.1.529/Omicron) (Cat. No. SPD-C522d) at 1 µg/mL (100 µL/well) can bind Anti-SARS-CoV-2 Spike NTD Antibody, Chimeric mAb (Cat. No. SPD-M121) with a linear range of 0.1-3 ng/mL (QC tested).

SARS-CoV-2 Spike NTD, His Tag (B.1.1.529/Omicron)(MALS verified) ELISA  
0.1 µg of Anti-SARS-CoV-2 Spike NTD Neutralizing Antibody, Chimeric mAb, Human IgG1 (AM121) per well



Immobilized Anti-SARS-CoV-2 Spike NTD Antibody, Chimeric mAb, Human IgG1 (AM121) (Cat. No. SPD-M121) at 1 µg/mL (100 µL/well) can bind SARS-CoV-2 Spike NTD, His Tag (B.1.1.529/Omicron) (Cat. No. SPD-C522d) with a linear range of 0.016-0.125 µg/mL (Routinely tested).

Background

It's been reported that Coronavirus can infect the human respiratory epithelial cells through interaction with the human ACE2 receptor. The spike protein is a large type I transmembrane protein containing two subunits, S1 and S2. S1 mainly contains a receptor binding domain (RBD), which is responsible for recognizing the cell surface receptor. S2 contains basic elements needed for the membrane fusion. The S protein plays key parts in the induction of neutralizing-antibody and T-cell responses, as well as protective immunity.

