



Synonym

Spike,S protein RBD,Spike glycoprotein Receptor-binding domain,S glycoprotein RBD,Spike protein RBD

Source

SARS-CoV-2 Spike RBD, His Tag (B.1.1.529/Omicron) (SPD-C522f) is expressed from human 293 cells (HEK293).

Molecular Characterization

This protein carries a polyhistidine tag at the C-terminus.
The protein has a calculated MW of 26.8 kDa. The protein migrates as 33-38 kDa under reducing (R) condition (SDS-PAGE) due to glycosylation.

Endotoxin

Less than 1.0 EU per µg by the LAL method / rFC method.

Purity

>95% as determined by SDS-PAGE.
>95% as determined by SEC-MALS.

Formulation

Supplied as 0.2 µm filtered solution in PBS, pH7.4.
Contact us for customized product form or formulation.


Shipping

This product is supplied and shipped with dry ice, please inquire the shipping cost.

Storage

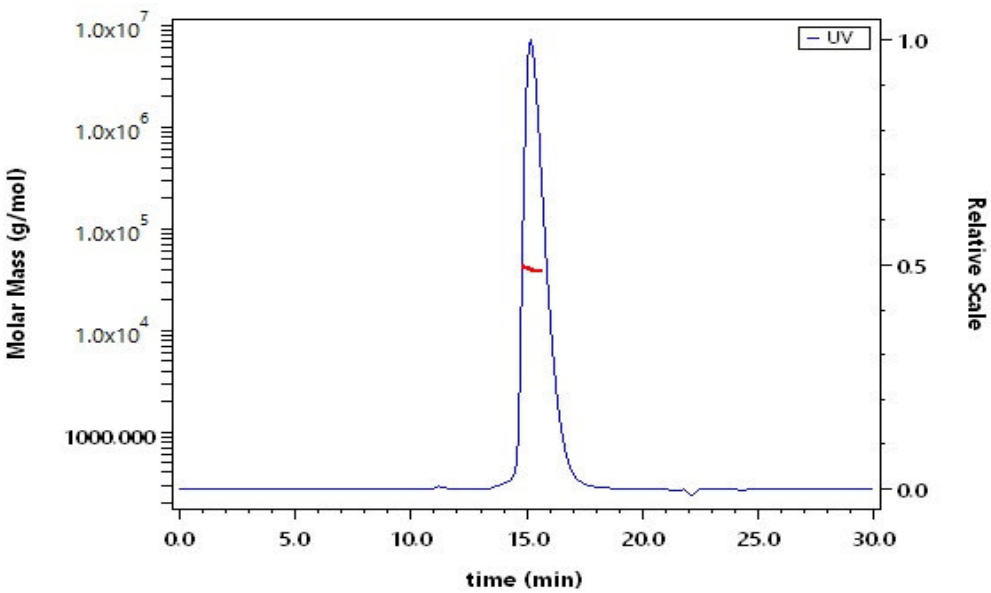
Please avoid repeated freeze-thaw cycles.
This product is stable after storage at:
• The product MUST be stored at -70°C or lower upon receipt;
• -70°C for 3 months under sterile conditions.

SDS-PAGE



SARS-CoV-2 Spike RBD, His Tag (B.1.1.529/Omicron) on SDS-PAGE under reducing (R) condition. The gel was stained with Coomassie Blue. The purity of the protein is greater than 95%.

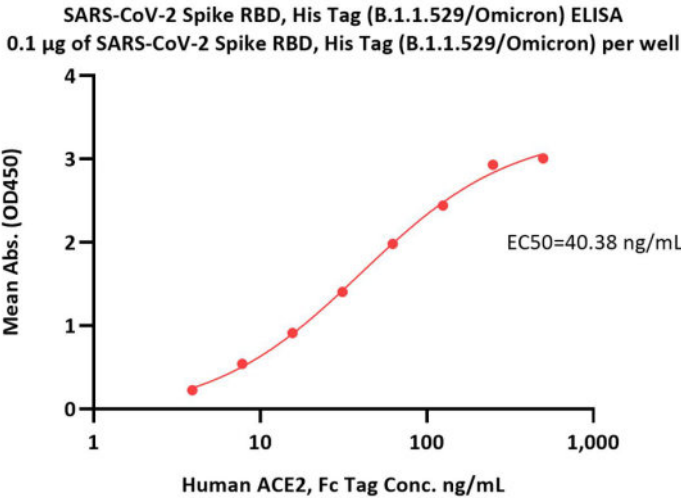
SEC-MALS



The purity of SARS-CoV-2 Spike RBD, His Tag (B.1.1.529/Omicron) (Cat. No. SPD-C522f) is more than 95% and the molecular weight of this protein is around 32-48 kDa verified by SEC-MALS.
[Report](#)

Bioactivity-ELISA





Immobilized SARS-CoV-2 Spike RBD, His Tag (B.1.1.529/Omicron) (Cat. No. SPD-C522f) at 1 µg/mL (100 µL/well) can bind Human ACE2, Fc Tag (Cat. No. AC2-H5257) with a linear range of 2-125 ng/mL (QC tested).

Background

It's been reported that Coronavirus can infect the human respiratory epithelial cells through interaction with the human ACE2 receptor. The spike protein is a large type I transmembrane protein containing two subunits, S1 and S2. S1 mainly contains a receptor binding domain (RBD), which is responsible for recognizing the cell surface receptor. S2 contains basic elements needed for the membrane fusion. The S protein plays key parts in the induction of neutralizing-antibody and T-cell responses, as well as protective immunity.

Discounts, Gifts,
and more!

