



Source

Anti-SARS-CoV-2 Spike RBD Broadly Antibody, Mouse IgG1 Mouse monoclonal antibody is produced from a hybridoma resulting from fusion of SP2/0 myeloma and B-lymphocytes obtained from a mouse immunized with Spike protein.

Clone

2G7F5

Species

Mouse

Isotype

Mouse IgG1 | Mouse Kappa

Conjugate

Unconjugated

Antibody Type

Hybridoma Monoclonal

Immunogen

Recombinant SARS-CoV-2 Spike Trimer Protein (BA.4/Omicron) erived from human 293 cells

Specificity

This product can broadly reacts with SARS-CoV-2 Spike protein of WT and variant.

Application

Application	Recommended Usage
ELISA	0.1-75 ng/mL

Purity

>95% as determined by SDS-PAGE.

>90% as determined by SEC-MALS.

Purification

Protein A purified / Protein G purified

Formulation

Lyophilized from 0.22 μm filtered solution in PBS, pH7.4.

Contact us for customized product form or formulation.

Reconstitution

Please see Certificate of Analysis for specific instructions.

For best performance, we strongly recommend you to follow the reconstitution protocol provided in the CoA.

Storage

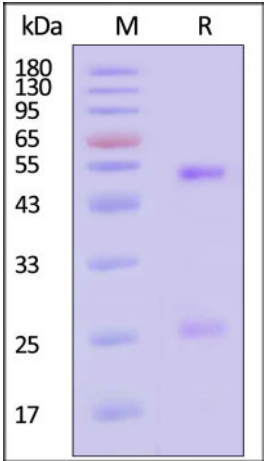
For long term storage, the product should be stored at lyophilized state at -20°C or lower.

Please avoid repeated freeze-thaw cycles.

This product is stable after storage at:

- 20°C to -70°C for 12 months in lyophilized state;
- 70°C for 3 months under sterile conditions after reconstitution.

SDS-PAGE



SEC-MALS

Discounts, Gifts,
and more!

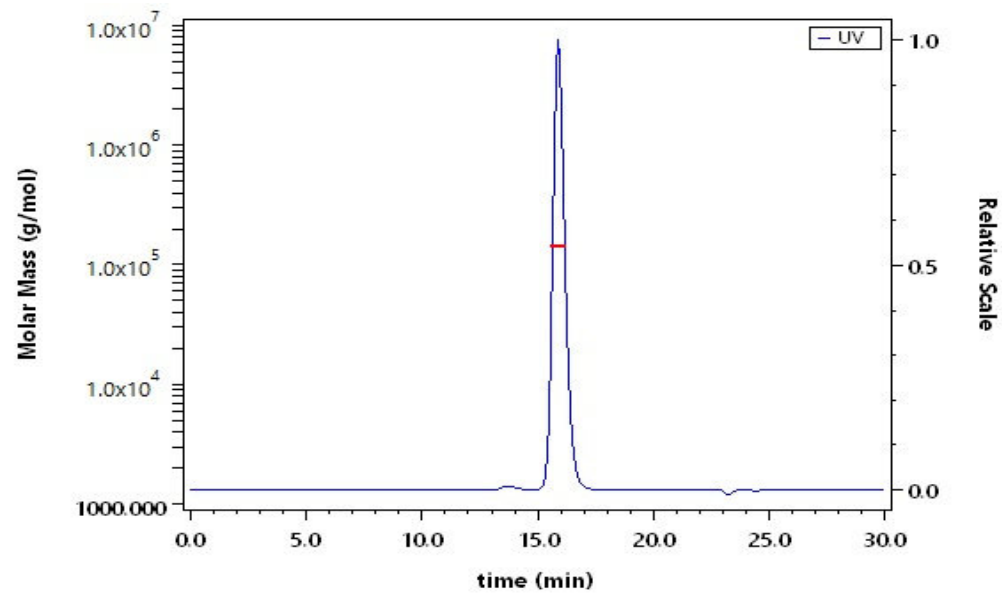


Anti-SARS-CoV-2 Spike RBD Broadly Antibody, Mouse IgG1 (2G7F5) (MALS verified)

Catalog # SPD-Y68



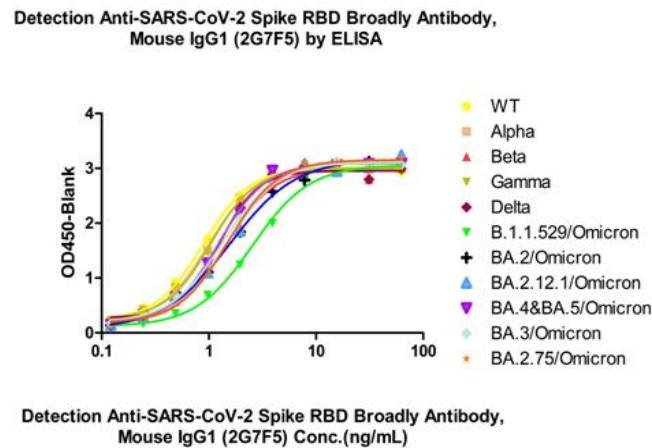
Anti-SARS-CoV-2 Spike RBD Broadly Antibody, Mouse IgG1 (2G7F5) on SDS-PAGE under reducing (R) condition. The gel was stained with Coomassie Blue. The purity of the protein is greater than 95% (With [Star Ribbon Pre-stained Protein Marker](#)).



The purity of Anti-SARS-CoV-2 Spike RBD Broadly Antibody, Mouse IgG1 (2G7F5) (Cat. No. SPD-Y68) is more than 90% and the molecular weight of this protein is around 126-154 kDa verified by SEC-MALS.

[Report](#)

Bioactivity-ELISA



Immobilized SARS-CoV-2 (COVID-19) S protein RBD (Cat. No. SPD-C52H3), Alpha (Cat. No. SPD-C52Hn), Beta (Cat. No. SPD-C52Hp), Gamma (Cat. No. SPD-C52Hr), Delta (Cat. No. SPD-C52Hh), B.1.1.529/Omicron (Cat. No. SPD-C522e), BA.2/Omicron (Cat. No. SPD-C522g), BA.2.12.1/Omicron, BA.4&BA.5/Omicron (Cat. No. SPD-C522r), BA.3/Omicron and BA.2.75/Omicron (Cat. No. SPD-C522t) at 2µg/mL (100µL/well) can bind Anti-SARS-CoV-2 Spike RBD Broadly Antibody, Mouse IgG1 (2G7F5) (Cat. No. SPD-Y68) (QC tested).

Background

It's been reported that Coronavirus can infect the human respiratory epithelial cells through interaction with the human ACE2 receptor. The spike protein is a large type I transmembrane protein containing two subunits, S1 and S2. S1 mainly contains a receptor binding domain (RBD), which is responsible for recognizing the cell surface receptor. S2 contains basic elements needed for the membrane fusion. The S protein plays key parts in the induction of neutralizing-antibody and T-cell responses, as well as protective immunity.

Discounts, Gifts,
and more!

