



Synonym

Spike,S protein,Spike glycoprotein,S glycoprotein

Source

Biotinylated SARS-CoV-2 S protein trimer, His,Avitag (SPN-C82E4) is expressed from human 293 cells (HEK293). It contains AA Val 16 - Pro 1213 (Accession # [QHD43416.1](#)). The recombinant protein is expressed from human 293 cells (HEK293) with T4 fibritin trimerization motif and a polyhistidine tag at the C-terminus. Proline substitutions (F817P/ A892P/ A899P/ A942P/ K986P/ V987P) and alanine substitutions (R683A and R685A) are introduced to stabilize the trimeric prefusion state of SARS-CoV-2 S protein and abolish the furin cleavage site, respectively. The L18F/ D80A/ D215G/ LAL242-244del/ R246I/ K417N/ E484K/ N501Y/ D614G/ A701V mutations were identified in the SARS-CoV-2 Beta variant (Pango lineage: B.1.351; other names: 20H/501Y.V2). Predicted N-terminus: Val 16

Molecular Characterization

This protein carries a polyhistidine tag at the C-terminus, followed by an Avi tag (Avitag™).

The protein has a calculated MW of 139.3 kDa. The protein migrates as 170-200 kDa under reducing (R) condition (SDS-PAGE) due to glycosylation.

Labeling

*Biotinylation of this product is performed using Avitag™ technology. Briefly, the single lysine residue in the Avitag is enzymatically labeled with biotin.*

Protein Ratio

Passed as determined by the HABA assay / binding ELISA.

Purity

>95% as determined by SDS-PAGE.

>90% as determined by SEC-MALS.

Formulation

Lyophilized from 0.22 µm filtered solution in 0.1 M Sodium citrate, pH5.5 with trehalose as protectant.

Contact us for customized product form or formulation.

Reconstitution

Please see Certificate of Analysis for specific instructions.

*For best performance, we strongly recommend you to follow the reconstitution protocol provided in the CoA.*

Storage


For long term storage, the product should be stored at lyophilized state at -20°C or lower.

*Please avoid repeated freeze-thaw cycles.*

This product is stable after storage at:

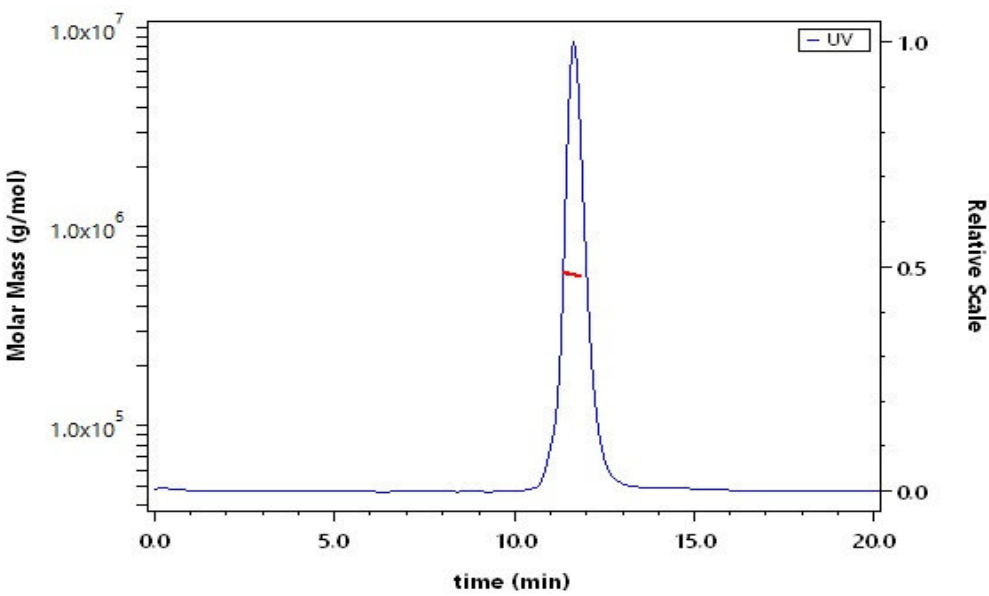
- 20°C to -70°C for 12 months in lyophilized state;
- 70°C for 3 months under sterile conditions after reconstitution.

SDS-PAGE



Biotinylated SARS-CoV-2 S protein trimer, His,Avitag on SDS-PAGE under reducing (R) condition. The gel was stained with Coomassie Blue. The purity of the protein is greater than 95%.

SEC-MALS



The purity of Biotinylated SARS-CoV-2 S protein trimer, His,Avitag (Cat. No. SPN-C82E4) is more than 90% and the molecular weight of this protein is around 580-620 kDa verified by SEC-MALS.

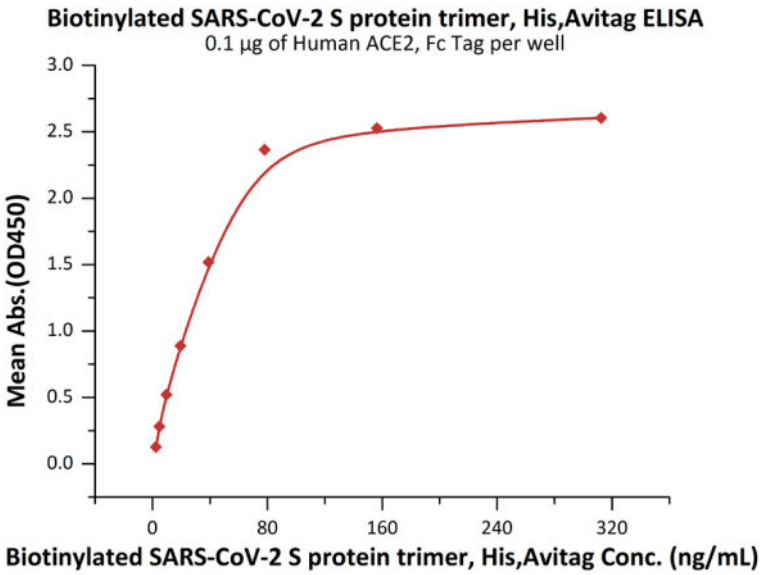
Discounts, Gifts,  
and more!





[Report](#)

Bioactivity-ELISA



Immobilized Human ACE2, Fc Tag (Cat. No. AC2-H5257) at 1 µg/mL (100 µL/well) can bind Biotinylated SARS-CoV-2 S protein trimer, His,Avitag (Cat. No. SPN-C82E4) with a linear range of 2-39 ng/mL (QC tested).

Background

It's been reported that SARS-CoV-2 can infect the human respiratory epithelial cells through interaction with the human ACE2 receptor. The spike protein is a large type I transmembrane protein containing two subunits, S1 and S2. S1 mainly contains a receptor binding domain (RBD), which is responsible for recognizing the cell surface receptor. S2 contains basic elements needed for the membrane fusion. The S protein plays key parts in the induction of neutralizing-antibody and T-cell responses, as well as protective immunity.

Discounts, Gifts,  
and more!

