



Synonym

Spike,S protein,Spike glycoprotein,S glycoprotein

Source

Biotinylated SARS-CoV-2 Spike Trimer, His,Avitag (BA.2.12.1/Omicron) (SPN-C82Es) is expressed from human 293 cells (HEK293). It contains AA Val 16 - Pro 1213 (Accession # [QHD43416.1](#) (T19I, LPP24-26del, A27S, G142D, V213G, G339D, S371F, S373P, S375F, T376A, D405N, R408S, K417N, N440K, L452Q, S477N, T478K, E484A, Q493R, Q498R, N501Y, Y505H, D614G, H655Y, N679K, P681H, S704L, N764K, D796Y, Q954H, N969K, R683A, R685A, F817P, A892P, A899P, A942P, K986P, V987P)). The spike mutations are identified on the SARS-CoV-2 Omicron variant (Pango lineage: BA.2.12.1; GISAID clade: GRA). The recombinant protein is expressed from human 293 cells (HEK293) with T4 fibritin trimerization motif and a polyhistidine tag at the C-terminus. Proline substitutions (F817P, A892P, A899P, A942P, K986P, V987P) and alanine substitutions (R683A and R685A) are introduced to stabilize the trimeric prefusion state of SARS-CoV-2 S protein and abolish the furin cleavage site, respectively.
Predicted N-terminus: Val 16

Molecular Characterization

This protein carries a polyhistidine tag at the C-terminus, followed by an Avi tag (Avitag™).
The protein has a calculated MW of 139.8 kDa. The protein migrates as 160-190 kDa under reducing (R) condition (SDS-PAGE) due to glycosylation.

Labeling

Biotinylation of this product is performed using Avitag™ technology. Briefly, the single lysine residue in the Avitag is enzymatically labeled with biotin.

Protein Ratio

Passed as determined by the HABA assay / binding ELISA.

Purity

>95% as determined by SDS-PAGE.
>90% as determined by SEC-MALS.

Formulation

Lyophilized from 0.22 µm filtered solution in 0.1 M Sodium citrate, pH5.5 with trehalose as protectant.
Contact us for customized product form or formulation.

Reconstitution

Please see Certificate of Analysis for specific instructions.
For best performance, we strongly recommend you to follow the reconstitution protocol provided in the CoA.


Storage

For long term storage, the product should be stored at lyophilized state at -20°C or lower.
Please avoid repeated freeze-thaw cycles.

This product is stable after storage at:

- 20°C to -70°C for 12 months in lyophilized state;
- 70°C for 3 months under sterile conditions after reconstitution.

SDS-PAGE



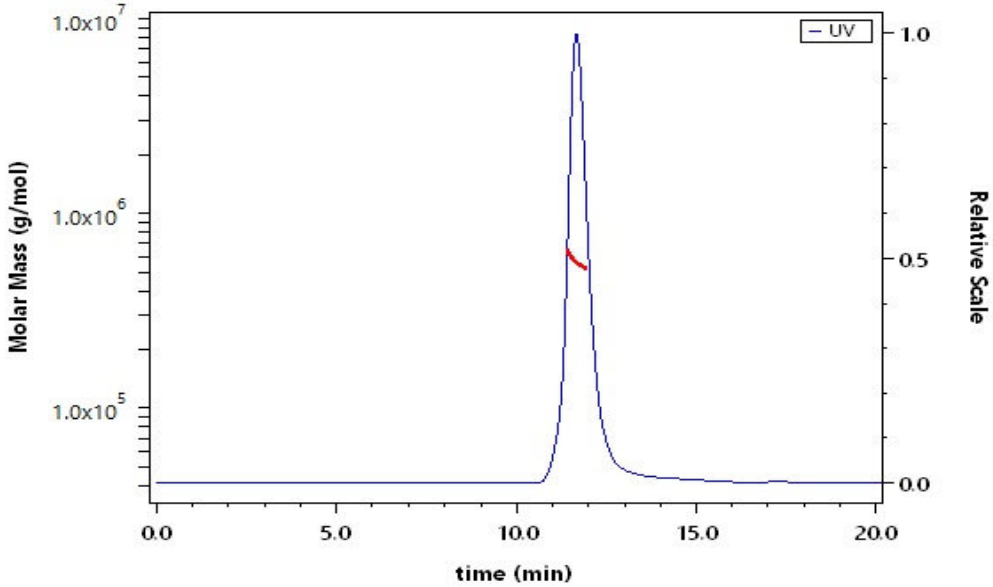
Biotinylated SARS-CoV-2 Spike Trimer, His,Avitag (BA.2.12.1/Omicron) on SDS-PAGE under reducing (R) condition. The gel was stained with Coomassie

SEC-MALS





Blue. The purity of the protein is greater than 95%.

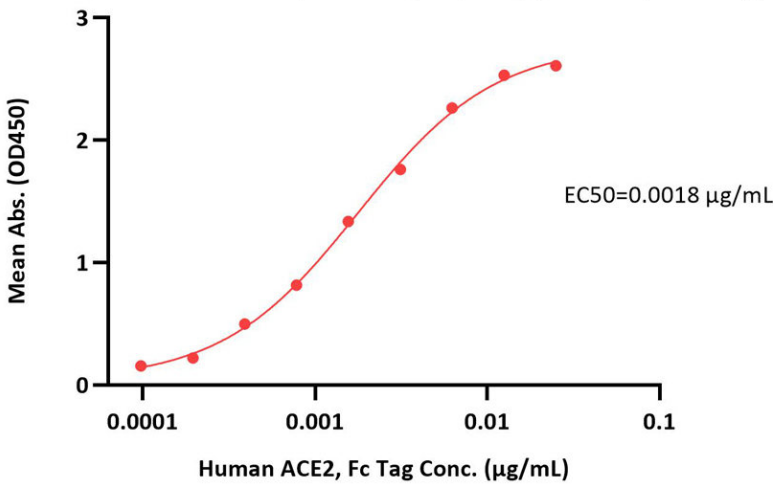


The purity of Biotinylated SARS-CoV-2 Spike Trimer, His,Avitag (BA.2.12.1/Omicron) (Cat. No. SPN-C82Es) is more than 90% and the molecular weight of this protein is around 525-565 kDa verified by SEC-MALS.

[Report](#)

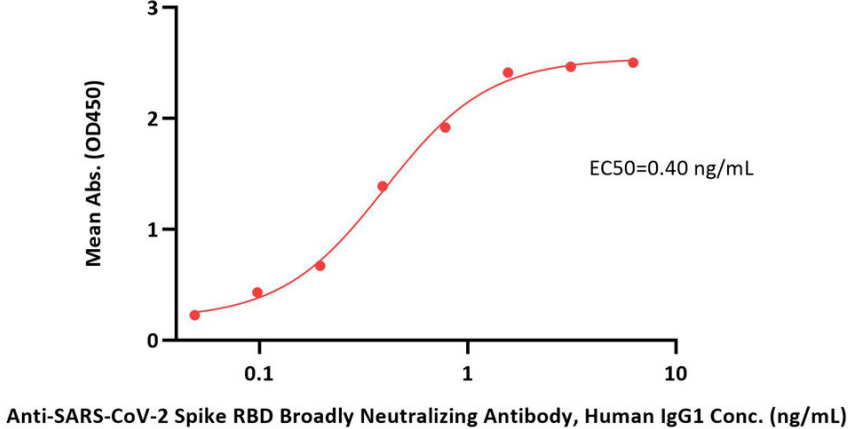
Bioactivity-ELISA

Biotinylated SARS-CoV-2 Spike Trimer, His,Avitag (BA.2.12.1/Omicron) ELISA
0.1 µg of Biotinylated SARS-CoV-2 Spike Trimer, His,Avitag (BA.2.12.1/Omicron) per well



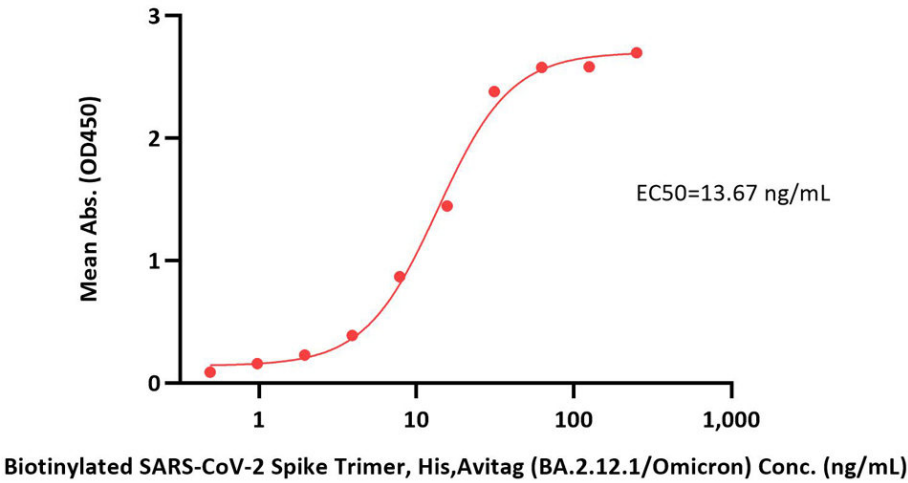
Immobilized Biotinylated SARS-CoV-2 Spike Trimer, His,Avitag (BA.2.12.1/Omicron) (Cat. No. SPN-C82Es) at 1 µg/mL (100 µL/well) on streptavidin (Cat. No. STN-N5116) precoated (0.5 µg/well) plate can bind Human ACE2, Fc Tag (Cat. No. AC2-H5257) with a linear range of 0.001-0.013 µg/mL (QC tested).

Biotinylated SARS-CoV-2 Spike Trimer, His,Avitag (BA.2.12.1/Omicron) ELISA
0.1 µg of Biotinylated SARS-CoV-2 Spike Trimer, His,Avitag (BA.2.12.1/Omicron) per well

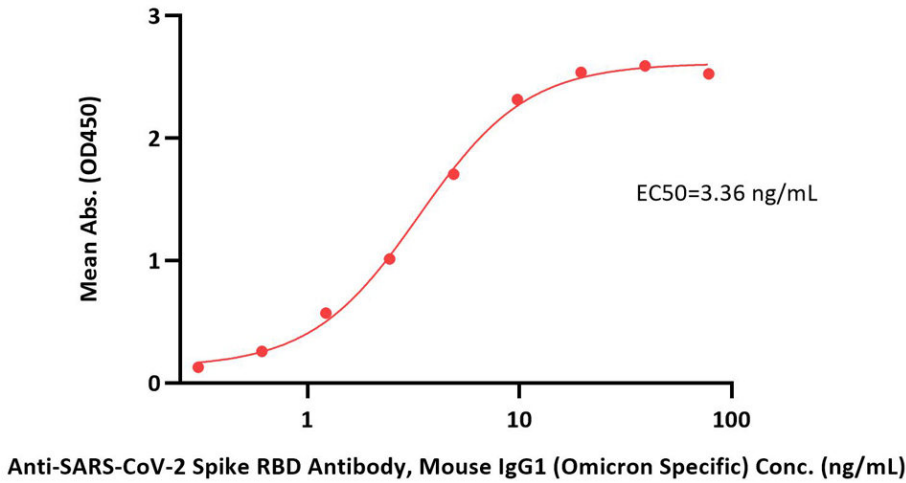


Immobilized Biotinylated SARS-CoV-2 Spike Trimer, His,Avitag (BA.2.12.1/Omicron) (Cat. No. SPN-C82Es) at 1 µg/mL (100 µL/well) on streptavidin (Cat. No. STN-N5116) precoated (0.5 µg/well) plate can bind Anti-SARS-CoV-2 Spike RBD Broadly Neutralizing Antibody, Human IgG1 (Cat. No. SPD-M265) with a linear range of 0.1-2 ng/mL (Routinely tested).

Biotinylated SARS-CoV-2 Spike Trimer, His,Avitag (BA.2.12.1/Omicron) ELISA
0.5 µg of Human ACE2, Fc Tag per well



Biotinylated SARS-CoV-2 Spike Trimer, His,Avitag (BA.2.12.1/Omicron) ELISA
0.1 µg of Biotinylated SARS-CoV-2 Spike Trimer, His,Avitag (BA.2.12.1/Omicron) per well



Discounts, Gifts,
and more!





Immobilized Human ACE2, Fc Tag (Cat. No. AC2-H5257) at 5 µg/mL (100 µL/well) can bind Biotinylated SARS-CoV-2 Spike Trimer, His,Avitag (BA.2.12.1/Omicron) (Cat. No. SPN-C82Es) with a linear range of 1-63 ng/mL (Routinely tested).

Immobilized Biotinylated SARS-CoV-2 Spike Trimer, His,Avitag (BA.2.12.1/Omicron) (Cat. No. SPN-C82Es) at 1 µg/mL (100 µL/well) on streptavidin (Cat. No. STN-N5116) precoated (0.5 µg/well) plate can bind Anti-SARS-CoV-2 Spike RBD Antibody, Mouse IgG1 (Omicron Specific) (Cat. No. SPD-M305) with a linear range of 0.3-20 ng/mL (Routinely tested).

Background

It's been reported that SARS-CoV-2 can infect the human respiratory epithelial cells through interaction with the human ACE2 receptor. The spike protein is a large type I transmembrane protein containing two subunits, S1 and S2. S1 mainly contains a receptor binding domain (RBD), which is responsible for recognizing the cell surface receptor. S2 contains basic elements needed for the membrane fusion. The S protein plays key parts in the induction of neutralizing-antibody and T-cell responses, as well as protective immunity.

Discounts, Gifts,
and more!

