



Synonym

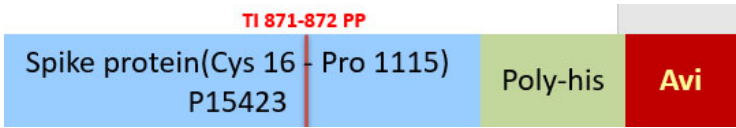
Spike,S protein,Spike glycoprotein,S glycoprotein

Source

Biotinylated HCoV-229E Spike Trimer Protein, His,Avitag(SPN-H82E8) is expressed from human 293 cells (HEK293). It contains AA Cys 16 - Pro 1115 (Accession # [P15423](#) (TI 871-872 PP)).

Predicted N-terminus: Cys 16

Molecular Characterization



This protein carries a polyhistidine tag at the C-terminus, followed by an Avi tag (Avitag™).

The protein has a calculated MW of 128.4 kDa. The protein migrates as 180 kDa when calibrated against [Star Ribbon Pre-stained Protein Marker](#) under reducing (R) condition (SDS-PAGE).

Labeling

Biotinylation of this product is performed using Avitag™ technology. Briefly, the single lysine residue in the Avitag is enzymatically labeled with biotin.

Protein Ratio

Passed as determined by the HABA assay / binding ELISA.

Purity

>90% as determined by SDS-PAGE.

Formulation

Lyophilized from 0.22 µm filtered solution in 0.1 M Sodium citrate, pH5.5 with trehalose as protectant.

Contact us for customized product form or formulation.

Reconstitution

Please see Certificate of Analysis for specific instructions.

For best performance, we strongly recommend you to follow the reconstitution protocol provided in the CoA.

Storage

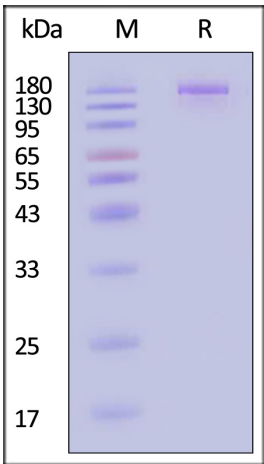
For long term storage, the product should be stored at lyophilized state at -20°C or lower.

Please avoid repeated freeze-thaw cycles.

This product is stable after storage at:

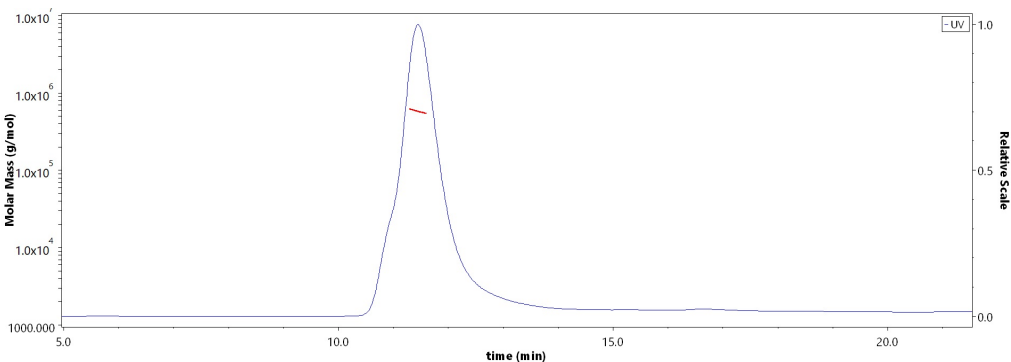
- 20°C to -70°C for 12 months in lyophilized state;
- 70°C for 3 months under sterile conditions after reconstitution.

SDS-PAGE



Biotinylated HCoV-229E Spike Trimer Protein, His,Avitag on SDS-PAGE under reducing (R) condition. The gel was stained with Coomassie Blue. The purity of the protein is greater than 90% (With [Star Ribbon Pre-stained Protein Marker](#)).

SEC-MALS



The purity of Biotinylated HCoV-229E Spike Trimer Protein, His,Avitag (Cat. No. SPN-H82E8) is more than 85% and the molecular weight of this protein is around 540-590 kDa verified by SEC-MALS. [Report](#)

Background



Biotinylated HCoV-229E Spike Trimer Protein (TI 871-872 PP), His,Avitag™ (MALS verified)

Catalog # SPN-H82E8



Human coronavirus 229E (HCoV-229E) is one of seven known coronaviruses to infect humans. Likely originated from bats, it is an enveloped, positive-sense, single-stranded RNA virus which enters its host cell by binding to the APN receptor. Along with Human coronavirus OC43 (a member of the Betacoronavirus genus), it is one of the viruses responsible for the common cold. The spike protein of HCoV-229E is a trimer with subunits S1 and S2 responsible for host receptor binding and fusion of the viral and host cell membranes, respectively.

