

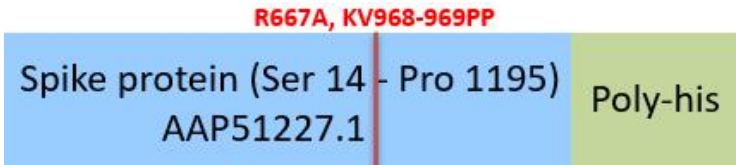
Synonym

Spike,S protein,Spike glycoprotein,S glycoprotein

Source

SARS-CoV GD01 Spike Trimer, His Tag (SPN-S52Ht) is expressed from human 293 cells (HEK293) with T4 fibritin trimerization motif and a polyhistidine tag at the C-terminus. It contains AA Ser 14 - Pro 1195 (Accession # [AAP51227.1](#) (R667A, KV968-969PP)).  
Predicted N-terminus: Ser 14

Molecular Characterization



This protein carries a polyhistidine tag at the C-terminus.  
The protein has a calculated MW of 136.5 kDa. The protein migrates as 160-190 kDa under reducing (R) condition (SDS-PAGE) due to glycosylation.

Endotoxin

Less than 1.0 EU per µg by the LAL method / rFC method.

Purity

>90% as determined by SDS-PAGE.

Formulation

Lyophilized from 0.22 µm filtered solution in 0.1 M Sodium citrate, pH5.5 with trehalose as protectant.  
Contact us for customized product form or formulation.

Reconstitution

Please see Certificate of Analysis for specific instructions.  
*For best performance, we strongly recommend you to follow the reconstitution protocol provided in the CoA.*

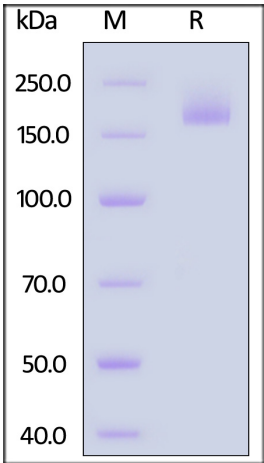
Storage

For long term storage, the product should be stored at lyophilized state at -20°C or lower.  
*Please avoid repeated freeze-thaw cycles.*

This product is stable after storage at:

- 20°C to -70°C for 12 months in lyophilized state;
- 70°C for 3 months under sterile conditions after reconstitution.

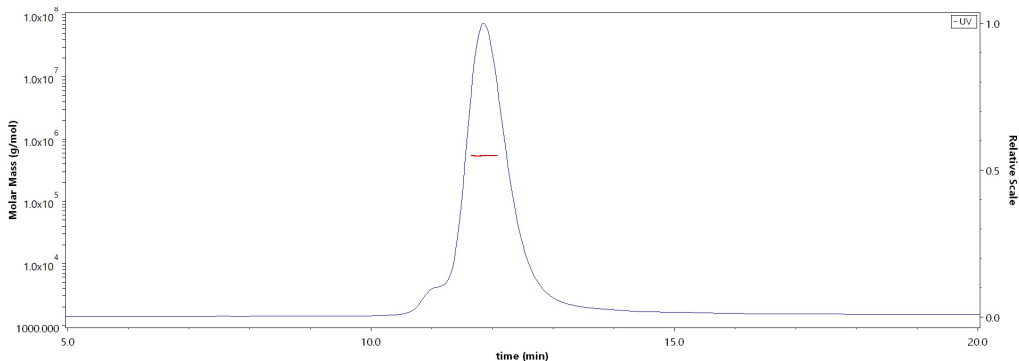
SDS-PAGE



SARS-CoV GD01 Spike Trimer, His Tag on SDS-PAGE under reducing (R) condition. The gel was stained with Coomassie Blue. The purity of the protein is greater than 90%.

Bioactivity-ELISA

SEC-MALS

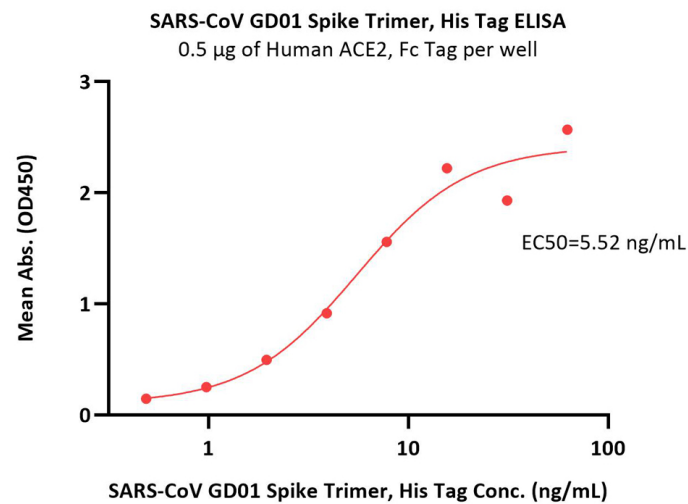


The purity of SARS-CoV GD01 Spike Trimer, His Tag (Cat. No. SPN-S52Ht) is more than 85% and the molecular weight of this protein is around 505-555 kDa verified by SEC-MALS.  
[Report](#)



SARS-CoV GD01 Spike Trimer Protein (R667A, KV968-969PP), His Tag (MALS verified)

Catalog # SPN-S52Ht



Immobilized Human ACE2, Fc Tag (Cat. No. AC2-H5257) at 5 µg/mL (100 µL/well) can bind SARS-CoV GD01 Spike Trimer, His Tag (Cat. No. SPN-S52Ht) with a linear range of 0.5-16 ng/mL (QC tested).

Background

The spike protein is a large type I transmembrane protein containing two subunits, S1 and S2. S1 mainly contains a receptor binding domain (RBD), which is responsible for recognizing the cell surface receptor. S2 contains basic elements needed for the membrane fusion. The S protein plays key parts in the induction of neutralizing-antibody and T-cell responses, as well as protective immunity.

Discounts, Gifts,  
and more!

