

Synonym


CD267,TACI,TNFRSF13B

Source

Human TACI (R119A, R122A), Fc Tag(TAI-H5253) is expressed from human 293 cells (HEK293). It contains AA Ser 2 - Thr 166 (Accession # [O14836-1](#) (R119A,R122A)).

Predicted N-terminus: Ser 2

Molecular Characterization



This protein carries a human IgG1 Fc tag at the C-terminus.

The protein has a calculated MW of 44.8 kDa. The protein migrates as 50-60 kDa under reducing (R) condition (SDS-PAGE) due to glycosylation.

Endotoxin

Less than 1.0 EU per µg by the LAL method / rFC method.

Purity

>95% as determined by SDS-PAGE.

>95% as determined by SEC-MALS.

Formulation

Lyophilized from 0.22 µm filtered solution in PBS, pH7.4 with trehalose as protectant.

Contact us for customized product form or formulation.

Reconstitution

Please see Certificate of Analysis for specific instructions.

*For best performance, we strongly recommend you to follow the reconstitution protocol provided in the CoA.*

Storage

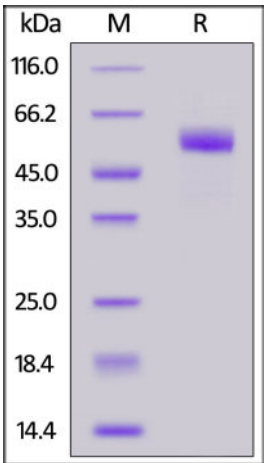
For long term storage, the product should be stored at lyophilized state at -20°C or lower.

*Please avoid repeated freeze-thaw cycles.*

This product is stable after storage at:

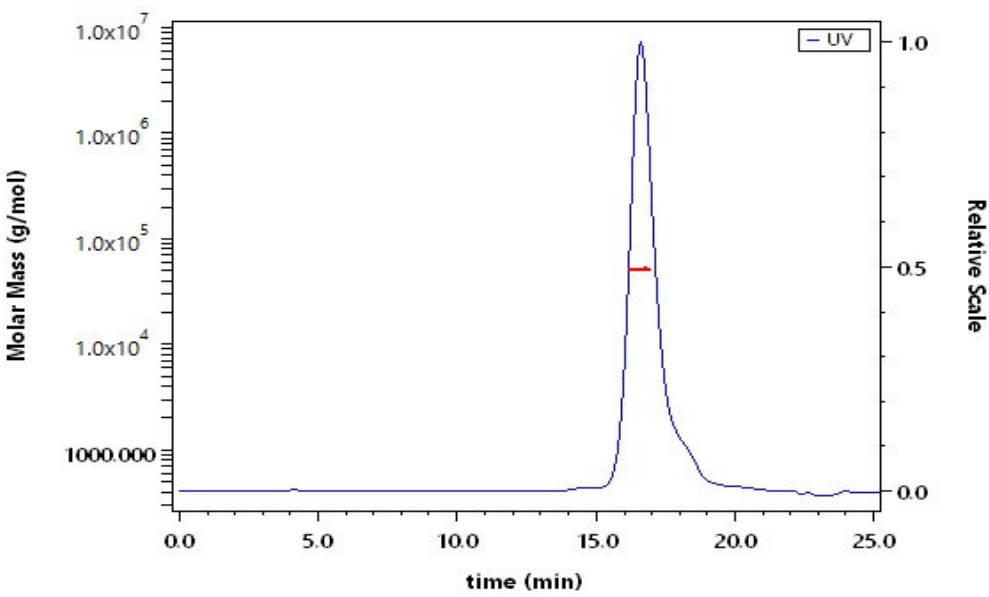
- 20°C to -70°C for 12 months in lyophilized state;
- 70°C for 3 months under sterile conditions after reconstitution.

SDS-PAGE



Human TACI (R119A, R122A), Fc Tag on SDS-PAGE under reducing (R) condition. The gel was stained with Coomassie Blue. The purity of the protein is greater than 95%.

SEC-MALS

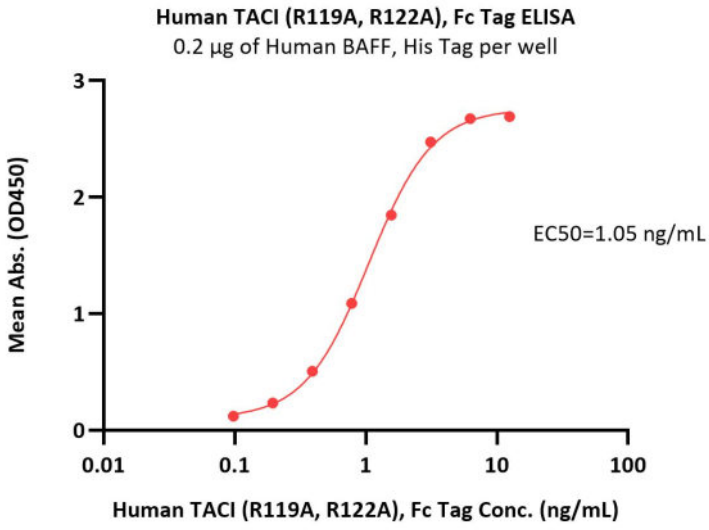


The purity of Human TACI (R119A, R122A), Fc Tag (Cat. No. TAI-H5253) is more than 95% and the molecular weight of this protein is around 45-55 kDa verified by SEC-MALS.

[Report](#)

Bioactivity-ELISA





Immobilized Human BAFF, His Tag at 2 µg/mL (100 µL/well) can bind Human TACI (R119A, R122A), Fc Tag (Cat. No. TAI-H5253) with a linear range of 0.2-2 ng/mL (QC tested).

Background

Transmembrane activator and CAML interactor (TACI), also known as tumor necrosis factor receptor superfamily member 13B (TNFRSF13B). It was originally discovered because of its ability to interact with calcium-modulator and cyclophilin ligand (CAML). TACI was later found to play a crucial role in humoral immunity by interacting with two members of the TNF family: BAFF and APRIL.

The present study demonstrated that, in NSCLC, a proliferation-inducing ligand (APRIL), B-cell maturation antigen (BCMA) and transmembrane activator and CAML interactor (TACI) proteins are abnormally expressed by immunohistochemistry, reverse transcription-quantitative polymerase chain reaction and western blotting. In addition, the expression of APRIL, BCMA and TACI were observed to be involved in extracellular signal-regulated kinase (ERK)1/2 activation in A549 cells.

