

Rat Transferrin R / CD71 Protein, His Tag

Catalog # TFR-R5249



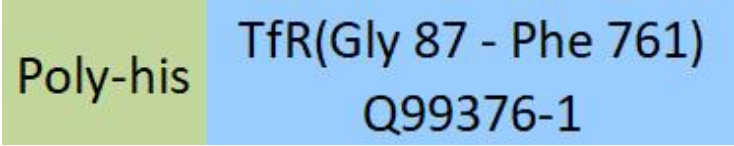
Synonym

CD71, TFRC, TFR, sTfR, TfR1, Trfr, T9, p90

Source

Rat Transferrin R, His Tag(TFR-R5249) is expressed from human 293 cells (HEK293). It contains AA Gly 87 - Phe 761 (Accession # [Q99376-1](#)).
Predicted N-terminus: His

Molecular Characterization



This protein carries a polyhistidine tag at the N-terminus.
The protein has a calculated MW of 78.1 kDa. The protein migrates as 80-90 kDa under reducing (R) condition (SDS-PAGE) due to glycosylation.

Endotoxin

Less than 1.0 EU per µg by the LAL method / rFC method.

Purity

>95% as determined by SDS-PAGE.

Formulation

Lyophilized from 0.22 µm filtered solution in PBS, pH7.4 with trehalose as protectant.

Contact us for customized product form or formulation.

Reconstitution

Please see Certificate of Analysis for specific instructions.
For best performance, we strongly recommend you to follow the reconstitution protocol provided in the CoA.

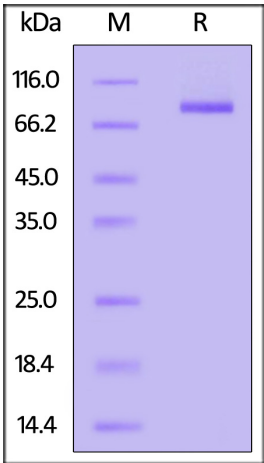
Storage

For long term storage, the product should be stored at lyophilized state at -20°C or lower.

Please avoid repeated freeze-thaw cycles.

- This product is stable after storage at:
- 20°C to -70°C for 12 months in lyophilized state;
 - 70°C for 3 months under sterile conditions after reconstitution.

SDS-PAGE



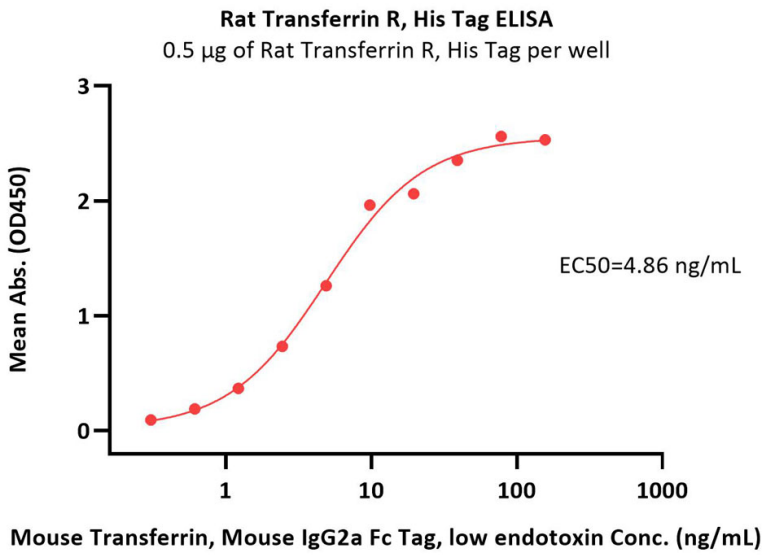
Rat Transferrin R, His Tag on SDS-PAGE under reducing (R) condition. The gel was stained with Coomassie Blue. The purity of the protein is greater than 95%.

Bioactivity-ELISA



Rat Transferrin R / CD71 Protein, His Tag

Catalog # TFR-R5249



Immobilized Rat Transferrin R, His Tag (Cat. No. TFR-R5249) at 5 µg/mL (100 µL/well) can bind Mouse Transferrin, Mouse IgG2a Fc Tag, low endotoxin (Cat. No. TRN-M525b) with a linear range of 0.3-20 ng/mL (QC tested).

Background

CD antigen CD71 is also known as Transferrin receptor protein 1, TfR, sTfR, p90, TfR1, Trfr, which belongs to the peptidase M28 family and M28B subfamily. CD71 /TFR contains one PA (protease associated) domain. CD71 / TfR1 is required for iron delivery from transferrin to cells. CD71 is a potential new target in cases of human leukomia & lymphoma. CD71 /TFRC / TfR has been shown to interact with GABARAP and HFE.

Discounts, Gifts,
and more!

