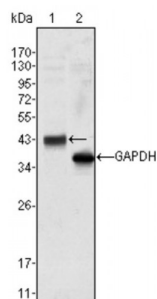


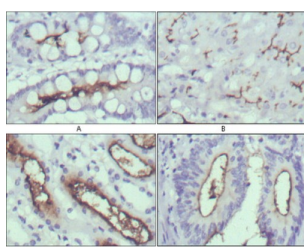
Abbexa Ltd, Innovation Centre, Cambridge Science Park, Cambridge, CB4 0EY, UK  
Telephone: +44 (0) 1223 755950 - Fax: +44 (0) 1223 755951 - E-Mail: info@abbexa.com

## Protein Wnt-10b (WNT10B) Antibody

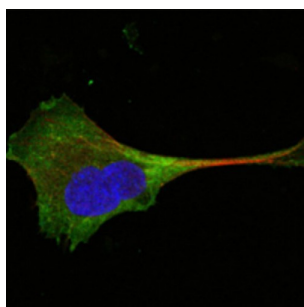
Catalogue No.: abx016022



Western blot analysis using WNT10B antibody against Hela cell lysate (1).



Immunohistochemical analysis of paraffin-embedded human normal stomach (A), normal liver (B), normal kidney (C) and rectum cancer tissues (D) using WNT10B antibody with DAB staining.



Confocal immunofluorescence analysis of PANC-1 cells using WNT10B antibody (green). Red: Actin filaments have been labeled with Alexa Fluor-555 phalloidin. Blue: DRAQ5 fluorescent DNA dye.

WNT10B: wingless-type MMTV integration site family, member 10B. The WNT family consists of structurally related secreted signaling proteins. These proteins have been implicated in oncogenesis and in several developmental processes, including regulation of cell fate and patterning during embryogenesis. WNT10B is a member of the WNT gene family. It may be involved in breast cancer, and its protein signaling is likely a molecular switch that governs adipogenesis. This protein is 96% identical to the mouse Wnt10B protein at the amino acid level. The WNT10B gene is clustered with another family member, WNT1, in the chromosome 12q13 region.

<b>Target:</b>	WNT10B
<b>Reactivity:</b>	Human
<b>Host:</b>	Mouse
<b>Clonality:</b>	Monoclonal
<b>Tested Applications:</b>	ELISA, WB, IHC, IF/ICC

Abbexa Ltd, Innovation Centre, Cambridge Science Park, Cambridge, CB4 0EY, UK  
Telephone: +44 (0) 1223 755950 - Fax: +44 (0) 1223 755951 - E-Mail: [info@abbexa.com](mailto:info@abbexa.com)

**Recommended dilutions:** ELISA: 1/10000, WB: 1/500 - 1/2000, IHC: 1/200 - 1/1000, IF/ICC: 1/200 - 1/1000. Optimal dilutions/concentrations should be determined by the end user.

**Immunogen:** Purified recombinant fragment of human WNT10B expressed in E. coli.

**Purification:** Unpurified Ascites.

**Isotype:** IgG<sub>1</sub>

**Conjugation:** Unconjugated

**Storage:** Aliquot and store at -20 °C. Avoid repeated freeze/thaw cycles.

**Molecular Weight:** 43 kDa

**Swiss Prot:** [O00744](#)

**GeneID:** [7480](#)

**Gene Symbol:** WNT10B

**OMIM:** [601906](#)

**HGNC:** 12775

**Ensembl:** ENSG00000169884

**Buffer:** Ascitic fluid containing 0.03% sodium azide.

**Note:** This product is for research use only.