
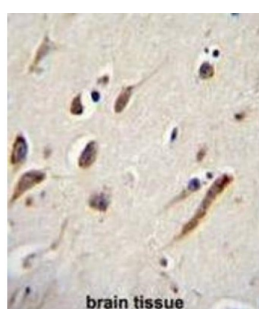
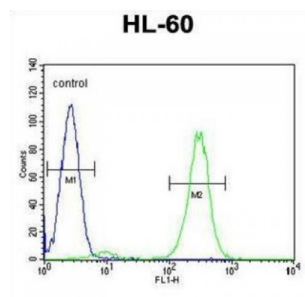


Abbexa Ltd, Innovation Centre, Cambridge Science Park, Cambridge, CB4 0EY, UK
Telephone: +44 (0) 1223 755950 - Fax: +44 (0) 1223 755951 - E-Mail: info@abbexa.com

F-Box And WD Repeat Domain Containing 11 (FBXW11) Antibody

Catalogue No.: abx026152



This gene encodes a member of the F-box protein family which is characterized by an approximately 40 amino acid motif, the F-box. The F-box proteins constitute one of the four subunits of ubiquitin protein ligase complex called SCFs (SKP1-cullin-F-box), which function in phosphorylation-dependent ubiquitination. The F-box proteins are divided into 3 classes: Fbws containing WD-40 domains, Fbls containing leucine-rich repeats, and Fbxs containing either different protein-protein interaction modules or no recognizable motifs. The protein encoded by this gene belongs to the Fbws class and, in addition to an F-box, contains multiple WD40 repeats. This gene contains at least 14 exons, and its alternative splicing generates 3 transcript variants diverging at the presence/absence of two alternate exons.

Target: FBXW11

Reactivity: Human

Host: Rabbit

Clonality: Polyclonal

Abbexa Ltd, Innovation Centre, Cambridge Science Park, Cambridge, CB4 0EY, UK
Telephone: +44 (0) 1223 755950 - Fax: +44 (0) 1223 755951 - E-Mail: info@abbexa.com

Tested Applications: WB, IHC, FCM

Recommended dilutions: Optimal dilutions/concentrations should be determined by the end user.

Immunogen: Human FBXW11.

Purification: Peptide Affinity Purified Rabbit Polyclonal Antibody.

Isotype: IgG

Conjugation: Unconjugated

Specificity: This FBXW11 antibody is generated from rabbits immunized with a KLH conjugated synthetic peptide between 168-196 amino acids from the Central region of human FBXW11.

Storage: Aliquot and store at -20 °C. Avoid repeated freeze/thaw cycles.

Swiss Prot: [Q9UKB1](#)

Gene Symbol: FBXW11

Buffer: PBS with 0.09% (W/V) sodium azide. This antibody is purified through a protein A column, followed by peptide affinity purification.

Note: This product is for research use only.