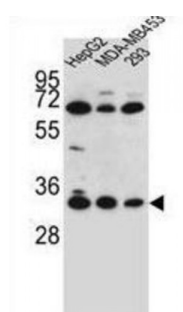
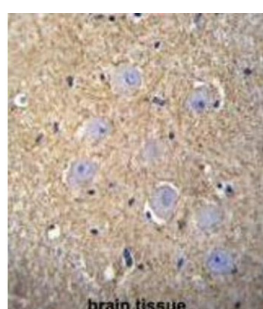
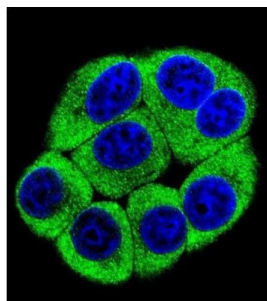


Abbexa Ltd, Innovation Centre, Cambridge Science Park, Cambridge, CB4 0EY, UK
Telephone: +44 (0) 1223 755950 - Fax: +44 (0) 1223 755951 - E-Mail: info@abbexa.com

Olfactory Receptor 2T3 (OR2T3) Antibody

Catalogue No.: abx026504



Olfactory receptors interact with odorant molecules in the nose, to initiate a neuronal response that triggers the perception of a smell. The olfactory receptor proteins are members of a large family of G-protein-coupled receptors (GPCR) arising from single coding-exon genes. Olfactory receptors share a 7-transmembrane domain structure with many neurotransmitter and hormone receptors and are responsible for the recognition and G protein-mediated transduction of odorant signals. The olfactory receptor gene family is the largest in the genome. The nomenclature assigned to the olfactory receptor genes and proteins for this organism is independent of other organisms.

Target:	OR2T3
Reactivity:	Human
Host:	Rabbit
Clonality:	Polyclonal
Tested Applications:	WB, IHC, IF/ICC

Abbexa Ltd, Innovation Centre, Cambridge Science Park, Cambridge, CB4 0EY, UK
Telephone: +44 (0) 1223 755950 - Fax: +44 (0) 1223 755951 - E-Mail: info@abbexa.com

Recommended dilutions: Optimal dilutions/concentrations should be determined by the end user.

Immunogen: Human OR2T3.

Purification: Peptide Affinity Purified Rabbit Polyclonal Antibody.

Isotype: IgG

Conjugation: Unconjugated

Specificity: This OR2T3 antibody is generated from rabbits immunized with a KLH conjugated synthetic peptide between 280-308 amino acids from the C-terminal region of human OR2T3.

Storage: Aliquot and store at -20 °C. Avoid repeated freeze/thaw cycles.

Swiss Prot: [Q8NH03](#)

Gene Symbol: OR2T3

Buffer: PBS with 0.09% (W/V) sodium azide. This antibody is purified through a protein A column, followed by peptide affinity purification.

Note: This product is for research use only.