
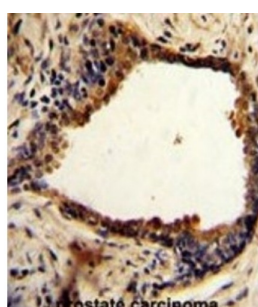
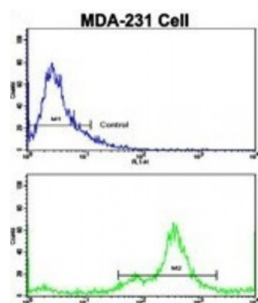


Abbexa Ltd, Innovation Centre, Cambridge Science Park, Cambridge, CB4 0EY, UK
Telephone: +44 (0) 1223 755950 - Fax: +44 (0) 1223 755951 - E-Mail: info@abbexa.com

Protein NDRG1 (NDRG1) Antibody

Catalogue No.: abx033076



NDRG1 is a cytoplasmic protein involved in stress responses, hormone responses, cell growth, and differentiation. It is necessary for p53-mediated caspase activation and apoptosis.

Target: NDRG1

Reactivity: Human

Host: Rabbit

Clonality: Polyclonal

Tested Applications: WB, IHC, FCM

Recommended dilutions: Optimal dilutions/concentrations should be determined by the end user.

Immunogen: Human NDRG1.

Abbexa Ltd, Innovation Centre, Cambridge Science Park, Cambridge, CB4 0EY, UK
Telephone: +44 (0) 1223 755950 - Fax: +44 (0) 1223 755951 - E-Mail: info@abbexa.com

Purification:	Peptide Affinity Purified Rabbit Polyclonal Antibody.
Isotype:	IgG
Conjugation:	Unconjugated
Specificity:	This NDRG1 antibody is generated from rabbits immunized with a KLH conjugated synthetic peptide between 12-40 amino acids from the N-terminal region of human NDRG1.
Storage:	Aliquot and store at -20 °C. Avoid repeated freeze/thaw cycles.
Swiss Prot:	Q92597
Buffer:	PBS with 0.09% (W/V) sodium azide. This antibody is purified through a protein A column, followed by peptide affinity purification.
Note:	This product is for research use only.