


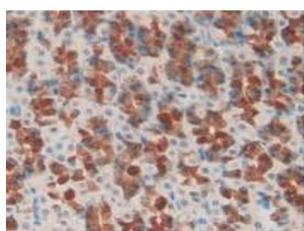
Abbexa Ltd, Innovation Centre, Cambridge Science Park, Cambridge, CB4 0EY, UK  
Telephone: +44 (0) 1223 755950 - Fax: +44 (0) 1223 755951 - E-Mail: [info@abbexa.com](mailto:info@abbexa.com)

## **GATA Binding Protein 4 (GATA4) Antibody**

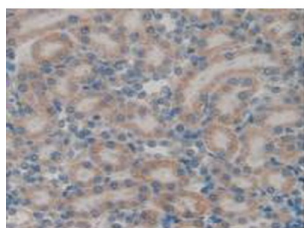
Catalogue No.: abx102365



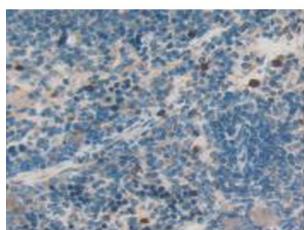
Western blot analysis of recombinant Rat GATA4.



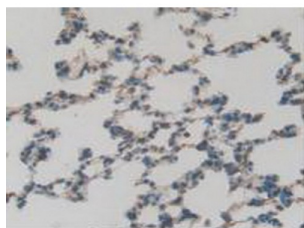
IHC-P analysis of Rat Stomach Tissue, with DAB staining.



IHC-P analysis of Rat Kidney Tissue, with DAB staining.



IHC-P analysis of Rat Spleen Tissue, with DAB staining.



IHC-P analysis of Rat Lung Tissue, with DAB staining.

Polyclonal Antibody to GATA Binding Protein 4 (GATA4).

Abbexa Ltd, Innovation Centre, Cambridge Science Park, Cambridge, CB4 0EY, UK  
Telephone: +44 (0) 1223 755950 - Fax: +44 (0) 1223 755951 - E-Mail: [info@abbexa.com](mailto:info@abbexa.com)

**Target:** GATA Binding Protein 4 (GATA4)

**Reactivity:** Rat

**Host:** Rabbit

**Clonality:** Polyclonal

**Tested Applications:** WB, IHC, IF/ICC, IP

**Recommended dilutions:** Optimal dilutions/concentrations should be determined by the end user.

**Immunogen:** GATA4 (Arg228-Ala440)

**Purification:** Antigen-specific affinity chromatography followed by Protein A affinity chromatography.

**Form:** Liquid

**Conjugation:** Unconjugated

**Storage:** Store at 4 °C for frequent use. Aliquot and store at -20 °C for one year. Avoid repeated freeze/thaw cycles.

**Buffer:** 0.01 M PBS, pH 7.4, containing 0.05% Proclin-300, 50% glycerol.

**Note:** This product is for research use only.