


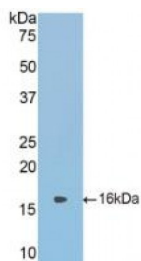
Abbexa Ltd, Innovation Centre, Cambridge Science Park, Cambridge, CB4 0EY, UK
Telephone: +44 (0) 1223 755950 - Fax: +44 (0) 1223 755951 - E-Mail: info@abbexa.com

Corticosteroid Binding Globulin (CBG) Antibody

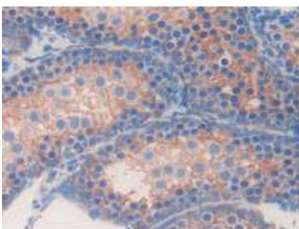
Catalogue No.: abx103126



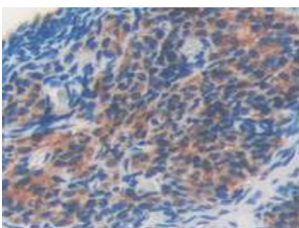
Western blot analysis of Mouse Serum.



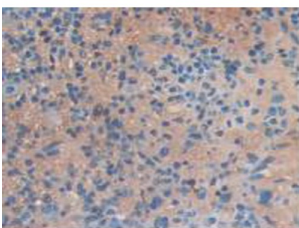
Western blot analysis of recombinant Mouse CBG.



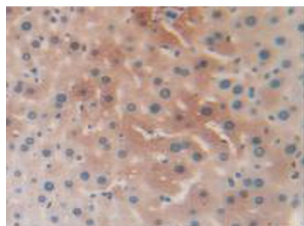
IHC-P analysis of Mouse Testis Tissue, with DAB staining.



IHC-P analysis of Mouse Ovary Tissue, with DAB staining.



IHC-P analysis of Mouse Spleen Tissue, with DAB staining.



IHC-P analysis of Mouse Liver Tissue, with DAB staining.

Polyclonal Antibody to Corticosteroid Binding Globulin (Corticosteroid Binding Globulin (CBG)) (Corticosteroid Binding Globulin (CBG)).

Target:	Corticosteroid Binding Globulin (CBG)
Reactivity:	Mouse
Host:	Rabbit
Clonality:	Polyclonal
Tested Applications:	WB, IHC, IF/ICC, IP
Recommended dilutions:	Optimal dilutions/concentrations should be determined by the end user.
Immunogen:	CBG (Thr268-Ser391)
Purification:	Antigen-specific affinity chromatography followed by Protein A affinity chromatography.
Form:	Liquid
Conjugation:	Unconjugated
Storage:	Store at 4 °C for frequent use. Aliquot and store at -20 °C for one year. Avoid repeated freeze/thaw cycles.
Swiss Prot:	P08185
Buffer:	0.01 M PBS, pH 7.4, containing 0.05% Proclin-300, 50% glycerol.
Note:	This product is for research use only.