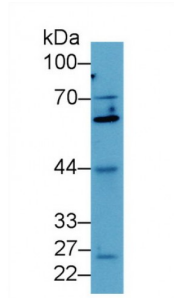



### Mothers Against Decapentaplegic Homolog 4 (Smad4) Antibody

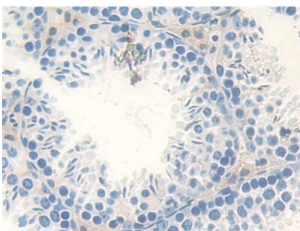
Catalogue No.: abx104238



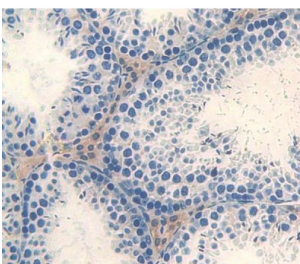
Western blot analysis of Human MCF7 cell lysate, using Mouse Smad4 Antibody (2 µg/ml) and HRP-conjugated Goat Anti-Rabbit antibody ([abx400043](#), 0.2 µg/ml).



Western blot analysis of the recombinant protein.



IHC-P analysis of Mouse Testis Tissue, with DAB staining.



IHC-P analysis of Kidney tissue, with DAB staining.

Polyclonal Antibody to SMAD4 (Smad4).

**Target:** Mothers Against Decapentaplegic Homolog 4 (Smad4)

**Reactivity:** Mouse

**Host:** Rabbit

Abbexa Ltd, Innovation Centre, Cambridge Science Park, Cambridge, CB4 0EY, UK  
Telephone: +44 (0) 1223 755950 - Fax: +44 (0) 1223 755951 - E-Mail: info@abbexa.com

**Clonality:** Polyclonal

**Tested Applications:** WB, IHC, IF/ICC, IP

**Recommended dilutions:** Optimal dilutions/concentrations should be determined by the end user.

**Immunogen:** Smad4 (Thr9-Ser231)

**Purification:** Antigen-specific affinity chromatography followed by Protein A affinity chromatography.

**Form:** Liquid

**Conjugation:** Unconjugated

**Storage:** Store at 4 °C for frequent use. Aliquot and store at -20 °C for one year. Avoid repeated freeze/thaw cycles.

**Buffer:** 0.01 M PBS, pH 7.4, containing 0.05% Proclin-300, 50% glycerol.

**Note:** This product is for research use only.