



Mothers Against Decapentaplegic Homolog 5 (Smad5) Antibody

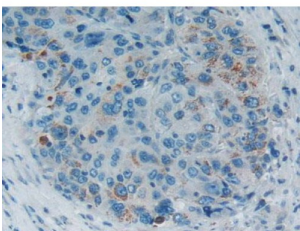
Catalogue No.: abx104239



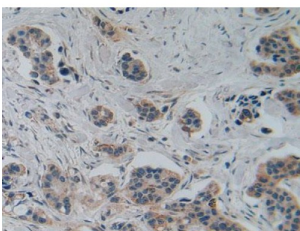
Western blot analysis of (1) Human K562 Cells, (2) Human HeLa cells and (3) Human Jurkat Cells.



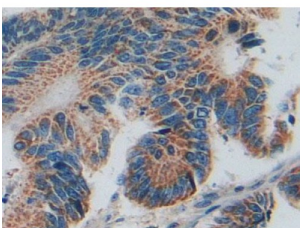
Western blot analysis of recombinant Human Smad5.



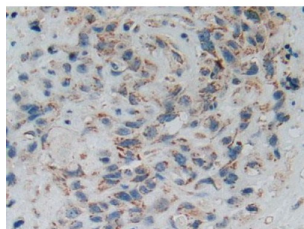
IHC-P analysis of Human Liver Cancer Tissue, with DAB staining.



IHC-P analysis of Human Breast Cancer Tissue, with DAB staining.



IHC-P analysis of Human Rectum Cancer Tissue, with DAB staining.



IHC-P analysis of Human Lung Cancer Tissue, with DAB staining.

Polyclonal Antibody to SMAD5 (SMAD5).

Target:	Mothers Against Decapentaplegic Homolog 5 (Smad5)
Reactivity:	Human
Host:	Rabbit
Clonality:	Polyclonal
Tested Applications:	WB, IHC, IF/ICC, IP
Recommended dilutions:	Optimal dilutions/concentrations should be determined by the end user.
Immunogen:	Smad5 (Gly210-Val464)
Purification:	Antigen-specific affinity chromatography followed by Protein A affinity chromatography.
Form:	Liquid
Conjugation:	Unconjugated
Storage:	Store at 4 °C for frequent use. Aliquot and store at -20 °C for one year. Avoid repeated freeze/thaw cycles.
Swiss Prot:	Q99717
Buffer:	0.01 M PBS, pH 7.4, containing 0.05% Proclin-300, 50% glycerol.
Note:	This product is for research use only.