



## UDP-Glucose Glycoprotein Glucosyltransferase 2 (UGGT2) Antibody

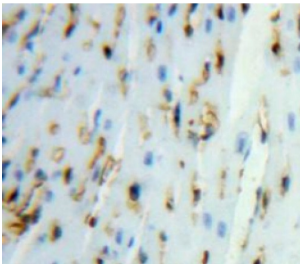
Catalogue No.: abx104451



Western blot analysis of Human Serum, using Human UGGT2 Antibody (1 µg/ml) and HRP-conjugated Goat Anti-Rabbit antibody ([abx400043](#), 0.2 µg/ml).



Western blot analysis of the recombinant protein.



IHC-P analysis of Heart tissue, with DAB staining.

Polyclonal Antibody to UDP-Glucose Glycoprotein Glucosyltransferase 2 (UGGT2).

**Target:** UDP-Glucose Glycoprotein Glucosyltransferase 2 (UGGT2)

**Reactivity:** Human

**Host:** Rabbit

**Clonality:** Polyclonal

**Tested Applications:** WB, IHC, IF/ICC, IP

**Recommended dilutions:** Optimal dilutions/concentrations should be determined by the end user.

**Immunogen:** UGGT2 (His1221-Arg1408)

Abbexa Ltd, Innovation Centre, Cambridge Science Park, Cambridge, CB4 0EY, UK  
Telephone: +44 (0) 1223 755950 - Fax: +44 (0) 1223 755951 - E-Mail: [info@abbexa.com](mailto:info@abbexa.com)

- Purification:** Antigen-specific affinity chromatography followed by Protein A affinity chromatography.
- Form:** Liquid
- Conjugation:** Unconjugated
- Storage:** Store at 4 °C for frequent use. Aliquot and store at -20 °C for one year. Avoid repeated freeze/thaw cycles.
- Buffer:** PBS, pH 7.4, containing 0.02% NaN<sub>3</sub>, 50% glycerol.
- Note:** This product is for research use only.