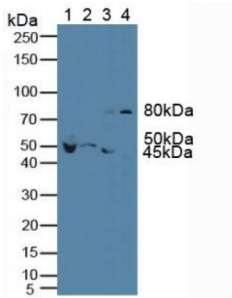



Vascular Endothelial Growth Factor Receptor 1 (VEGFR1) Antibody

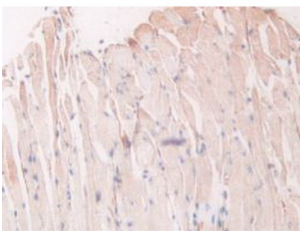
Catalogue No.: abx104452



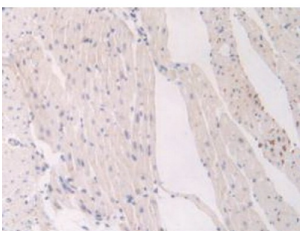
Western blot analysis of (1) Mouse Brain Tissue, (2) Mouse Cerebellum Tissue, (3) Rat Brain Tissue and (4) Human HeLa cells.



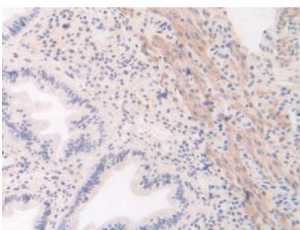
Western blot analysis of recombinant Mouse VEGFR1.



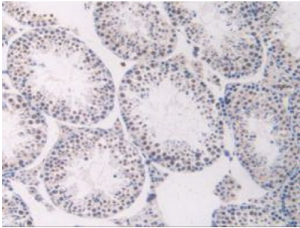
IHC-P analysis of Mouse Stomach Tissue, with DAB staining.



IHC-P analysis of Mouse Heart Tissue, with DAB staining.



IHC-P analysis of Mouse Uterus Tissue, with DAB staining.



IHC-P analysis of Mouse Testis Tissue, with DAB staining.

Polyclonal Antibody to Vascular Endothelial Growth Factor Receptor 1 (VEGFR1).

Target: Vascular Endothelial Growth Factor Receptor 1 (VEGFR1)

Reactivity: Mouse

Host: Rabbit

Clonality: Polyclonal

Tested Applications: WB, IHC, IF/ICC, IP

Recommended dilutions: Optimal dilutions/concentrations should be determined by the end user.

Immunogen: VEGFR1 (Ser27-Val329)

Purification: Antigen-specific affinity chromatography followed by Protein A affinity chromatography.

Form: Liquid

Conjugation: Unconjugated

Storage: Store at 4 °C for frequent use. Aliquot and store at -20 °C for one year. Avoid repeated freeze/thaw cycles.

Swiss Prot: [P35969](#)

Buffer: 0.01 M PBS, pH 7.4, containing 0.05% Proclin-300, 50% glycerol.

Note: This product is for research use only.