



Abbexa Ltd, Innovation Centre, Cambridge Science Park, Cambridge, CB4 0EY, UK
Telephone: +44 (0) 1223 755950 - Fax: +44 (0) 1223 755951 - E-Mail: info@abbexa.com

Arachidonate-5-Lipoxygenase (ALOX5) Antibody

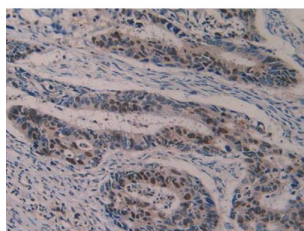
Catalogue No.: abx128567



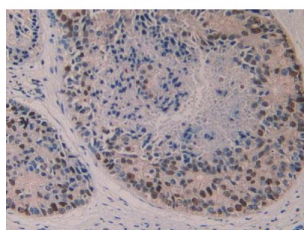
Western blot analysis of Human Placenta Tissue.



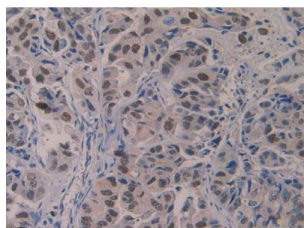
Western blot analysis of recombinant Human ALOX5.



IHC-P analysis of Human Rectum Cancer Tissue, with DAB staining.

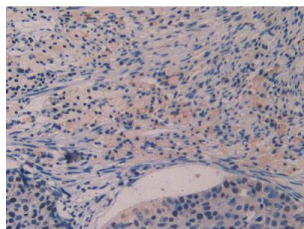


IHC-P analysis of Human Prostate Gland Cancer Tissue, with DAB staining.



IHC-P analysis of Human Breast Cancer Tissue, with DAB staining.

Abbexa Ltd, Innovation Centre, Cambridge Science Park, Cambridge, CB4 0EY, UK
Telephone: +44 (0) 1223 755950 - Fax: +44 (0) 1223 755951 - E-Mail: info@abbexa.com



IHC-P analysis of Human Lung Cancer Tissue, with DAB staining.

Arachidonate-5-Lipoxygenase Antibody is a Rabbit Polyclonal against Arachidonate-5-Lipoxygenase.

Target: Arachidonate-5-Lipoxygenase (ALOX5)

Reactivity: Human

Host: Rabbit

Clonality: Polyclonal

Tested Applications: WB, IHC, IF/ICC, IP

Recommended dilutions: Optimal dilutions/concentrations should be determined by the end user.

Immunogen: ALOX5 (Glu461-Ser671)

Purification: Antigen-specific affinity chromatography followed by Protein A affinity chromatography.

Form: Liquid

Conjugation: Unconjugated

Storage: Store at 4 °C for frequent use. Aliquot and store at -20 °C for one year. Avoid repeated freeze/thaw cycles.

Swiss Prot: [P16050](#)

Buffer: 0.01 M PBS, pH 7.4, containing 0.05% Proclin-300, 50% glycerol.

Note: This product is for research use only.