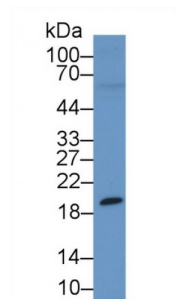



Abbexa Ltd, Innovation Centre, Cambridge Science Park, Cambridge, CB4 0EY, UK
Telephone: +44 (0) 1223 755950 - Fax: +44 (0) 1223 755951 - E-Mail: info@abbexa.com

Hexosaminidase A Alpha (HEXa) Antibody

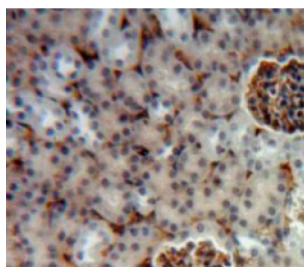
Catalogue No.: abx128676



Western blot analysis of Rat Testis lysate, using Human HEXa Antibody (1 µg/ml) and HRP-conjugated Goat Anti-Rabbit antibody ([abx400043](#), 0.2 µg/ml).



Western blot analysis of the recombinant protein.



IHC-P analysis of Kidney tissue, with DAB staining.

Hexosaminidase A Alpha Antibody is a Rabbit Polyclonal against Hexosaminidase A Alpha.

Target: Hexosaminidase A Alpha (HEXa)

Reactivity: Human

Host: Rabbit

Clonality: Polyclonal

Tested Applications: WB, IHC, IF/ICC, IP

Recommended dilutions: Optimal dilutions/concentrations should be determined by the end user.

Immunogen: HEXa (His318-Thr529)

Abbexa Ltd, Innovation Centre, Cambridge Science Park, Cambridge, CB4 0EY, UK
Telephone: +44 (0) 1223 755950 - Fax: +44 (0) 1223 755951 - E-Mail: info@abbexa.com

| | |
|----------------------|--|
| Purification: | Antigen-specific affinity chromatography followed by Protein A affinity chromatography. |
| Form: | Liquid |
| Conjugation: | Unconjugated |
| Storage: | Store at 4 °C for frequent use. Aliquot and store at -20 °C for one year. Avoid repeated freeze/thaw cycles. |
| Swiss Prot: | <u>P06865</u> |
| Buffer: | 0.01 M PBS, pH 7.4, containing 0.05% Proclin-300, 50% glycerol. |
| Note: | This product is for research use only. |