


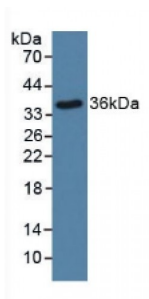
Abbexa Ltd, Innovation Centre, Cambridge Science Park, Cambridge, CB4 0EY, UK
Telephone: +44 (0) 1223 755950 - Fax: +44 (0) 1223 755951 - E-Mail: info@abbexa.com

Signal Transducer And Activator of Transcription 5B (STAT5B) Antibody

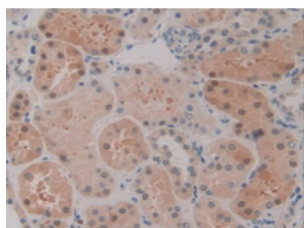
Catalogue No.: abx128807



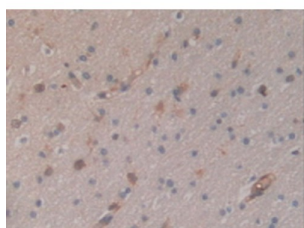
Western blot analysis of Human HeLa cells.



Western blot analysis of recombinant Human STAT5B.



IHC-P analysis of Human Kidney Tissue, with DAB staining.



IHC-P analysis of Human Brain Tissue, with DAB staining.

STAT5B Antibody is a Rabbit Polyclonal against STAT5B.

Target: Signal Transducer And Activator Of Transcription 5B (STAT5B)

Reactivity: Human

Abbexa Ltd, Innovation Centre, Cambridge Science Park, Cambridge, CB4 0EY, UK
Telephone: +44 (0) 1223 755950 - Fax: +44 (0) 1223 755951 - E-Mail: info@abbexa.com

Host: Rabbit

Clonality: Polyclonal

Tested Applications: WB, IHC, IF/ICC, IP

Recommended dilutions: Optimal dilutions/concentrations should be determined by the end user.

Immunogen: STAT5B (Ala497-Ser749)

Purification: Antigen-specific affinity chromatography followed by Protein A affinity chromatography.

Form: Liquid

Conjugation: Unconjugated

Storage: Store at 4 °C for frequent use. Aliquot and store at -20 °C for one year. Avoid repeated freeze/thaw cycles.

Buffer: 0.01 M PBS, pH 7.4, containing 0.05% Proclin-300, 50% glycerol.

Note: This product is for research use only.