


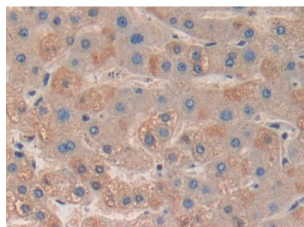
Abbexa Ltd, Innovation Centre, Cambridge Science Park, Cambridge, CB4 0EY, UK  
Telephone: +44 (0) 1223 755950 - Fax: +44 (0) 1223 755951 - E-Mail: [info@abbexa.com](mailto:info@abbexa.com)

## Mitogen Activated Protein Kinase Activated Protein Kinase 3 (MAPKAPK3) Antibody

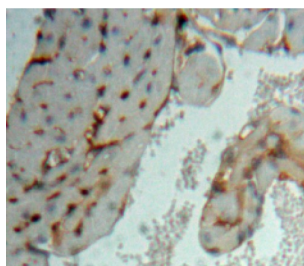
Catalogue No.: abx128949



Western blot analysis of the recombinant protein.



IHC-P analysis of Human Liver Tissue, with DAB staining.



IHC-P analysis of Heart tissue, with DAB staining.

Mitogen Activated Protein Kinase Activated Protein Kinase 3 Antibody is a Rabbit Polyclonal against Mitogen Activated Protein Kinase Activated Protein Kinase 3.

**Target:** Mitogen Activated Protein Kinase Activated Protein Kinase 3 (MAPKAPK3)

**Reactivity:** Human

**Host:** Rabbit

**Clonality:** Polyclonal

**Tested Applications:** WB, IHC, IF/ICC, IP

**Recommended dilutions:** Optimal dilutions/concentrations should be determined by the end user.

Abbexa Ltd, Innovation Centre, Cambridge Science Park, Cambridge, CB4 0EY, UK  
Telephone: +44 (0) 1223 755950 - Fax: +44 (0) 1223 755951 - E-Mail: [info@abbexa.com](mailto:info@abbexa.com)

<b>Immunogen:</b>	MAPKAPK3 (Arg129-Asp329)
<b>Purification:</b>	Antigen-specific affinity chromatography followed by Protein A affinity chromatography.
<b>Form:</b>	Liquid
<b>Conjugation:</b>	Unconjugated
<b>Storage:</b>	Store at 4 °C for frequent use. Aliquot and store at -20 °C for one year. Avoid repeated freeze/thaw cycles.
<b>Buffer:</b>	PBS, pH 7.4, containing 0.02% NaN <sub>3</sub> , 50% glycerol.
<b>Note:</b>	This product is for research use only.