



Adhesion Regulating Molecule 1 (ADRM1) Antibody

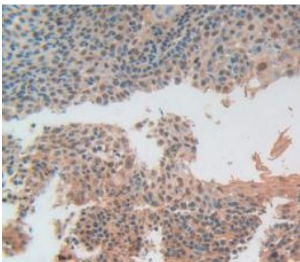
Catalogue No.: abx128969



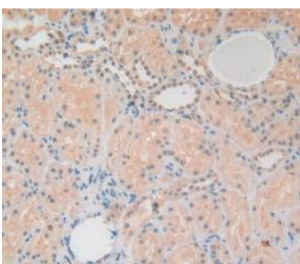
Western blot analysis of (1) Human HeLa cells and (2) Human 293T Cells.



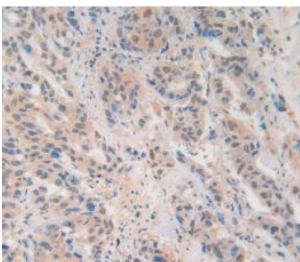
Western blot analysis of recombinant Human ADRM1.



IHC-P analysis of Human Skin Cancer Tissue, with DAB staining.

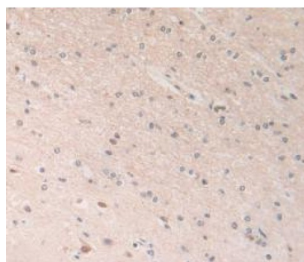


IHC-P analysis of Human Kidney Tissue, with DAB staining.



IHC-P analysis of Human Breast Cancer Tissue, with DAB staining.

Abbexa Ltd, Innovation Centre, Cambridge Science Park, Cambridge, CB4 0EY, UK
Telephone: +44 (0) 1223 755950 - Fax: +44 (0) 1223 755951 - E-Mail: info@abbexa.com



IHC-P analysis of Human Brain Tissue, with DAB staining.

Adhesion Regulating Molecule 1 Antibody is a Rabbit Polyclonal against Adhesion Regulating Molecule 1.

Target: Adhesion Regulating Molecule 1 (ADRM1)

Reactivity: Human

Host: Rabbit

Clonality: Polyclonal

Tested Applications: WB, IHC, IF/ICC, IP

Recommended dilutions: Optimal dilutions/concentrations should be determined by the end user.

Immunogen: ADRM1 (Thr2-Asp407)

Purification: Antigen-specific affinity chromatography followed by Protein A affinity chromatography.

Form: Liquid

Conjugation: Unconjugated

Storage: Store at 4 °C for frequent use. Aliquot and store at -20 °C for one year. Avoid repeated freeze/thaw cycles.

Buffer: 0.01 M PBS, pH 7.4, containing 0.05% Proclin-300, 50% glycerol.

Note: This product is for research use only.