



A Disintegrin And Metalloproteinase With Thrombospondin 12 (ADAMTS12) Antibody

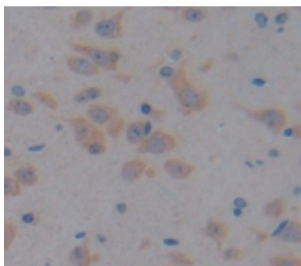
Catalogue No.: abx129357



Western blot analysis of Mouse Placenta lysate, using Mouse ADAMTS12 Antibody (2 µg/ml) and HRP-conjugated Goat Anti-Rabbit antibody ([abx400043](#), 0.2 µg/ml).



Western blot analysis of the recombinant protein.



IHC-P analysis of Mouse Tissue, with DAB staining.

ADAMTS12 Antibody is a Rabbit Polyclonal against ADAMTS12.

Target: A Disintegrin And Metalloproteinase With Thrombospondin 12 (ADAMTS12)

Reactivity: Mouse

Host: Rabbit

Clonality: Polyclonal

Tested Applications: WB, IHC, IF/ICC, IP

Recommended dilutions: Optimal dilutions/concentrations should be determined by the end user.

Immunogen: ADAMTS12 (Ser1318-Arg1538)

Abbexa Ltd, Innovation Centre, Cambridge Science Park, Cambridge, CB4 0EY, UK
Telephone: +44 (0) 1223 755950 - Fax: +44 (0) 1223 755951 - E-Mail: info@abbexa.com

- Purification:** Antigen-specific affinity chromatography followed by Protein A affinity chromatography.
- Form:** Liquid
- Conjugation:** Unconjugated
- Storage:** Store at 4 °C for frequent use. Aliquot and store at -20 °C for one year. Avoid repeated freeze/thaw cycles.
- Buffer:** PBS, pH 7.4, containing 0.02% NaN₃, 50% glycerol.
- Note:** This product is for research use only.