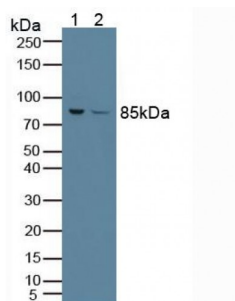



Abbexa Ltd, Innovation Centre, Cambridge Science Park, Cambridge, CB4 0EY, UK  
Telephone: +44 (0) 1223 755950 - Fax: +44 (0) 1223 755951 - E-Mail: [info@abbexa.com](mailto:info@abbexa.com)

## Phosphofructokinase, Platelet (PFKP) Antibody

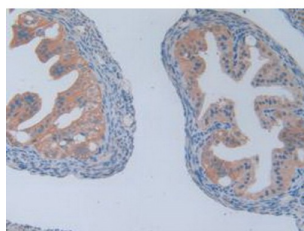
Catalogue No.: abx129755



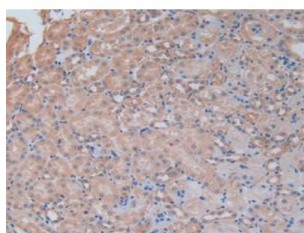
Western blot analysis of (1) Human A549 Cells and (2) Human Jurkat Cells.



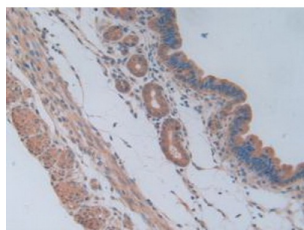
Western blot analysis of recombinant Mouse PFKP.



IHC-P analysis of Mouse Ovary Tissue, with DAB staining.

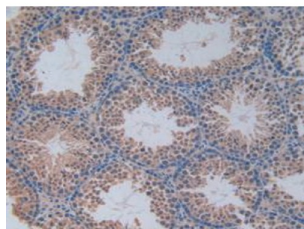


IHC-P analysis of Mouse Kidney Tissue, with DAB staining.



IHC-P analysis of Mouse Uterus Tissue, with DAB staining.

Abbexa Ltd, Innovation Centre, Cambridge Science Park, Cambridge, CB4 0EY, UK  
Telephone: +44 (0) 1223 755950 - Fax: +44 (0) 1223 755951 - E-Mail: [info@abbexa.com](mailto:info@abbexa.com)



IHC-P analysis of Mouse Testis tissue, with DAB staining.

Phosphofructokinase, Platelet Antibody is a Rabbit Polyclonal against Phosphofructokinase, Platelet.

**Target:** Phosphofructokinase, Platelet (PFKP)

**Reactivity:** Mouse

**Host:** Rabbit

**Clonality:** Polyclonal

**Tested Applications:** WB, IHC, IF/ICC, IP

**Recommended dilutions:** Optimal dilutions/concentrations should be determined by the end user.

**Immunogen:** PFKP (Trp247-Gly473)

**Purification:** Antigen-specific affinity chromatography followed by Protein A affinity chromatography.

**Form:** Liquid

**Conjugation:** Unconjugated

**Storage:** Store at 4 °C for frequent use. Aliquot and store at -20 °C for one year. Avoid repeated freeze/thaw cycles.

**Buffer:** 0.01 M PBS, pH 7.4, containing 0.05% Proclin-300, 50% glycerol.

**Note:** This product is for research use only.