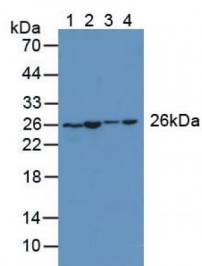



Abbexa Ltd, Innovation Centre, Cambridge Science Park, Cambridge, CB4 0EY, UK
Telephone: +44 (0) 1223 755950 - Fax: +44 (0) 1223 755951 - E-Mail: info@abbexa.com

Adenylate Kinase 2 (AK2) Antibody

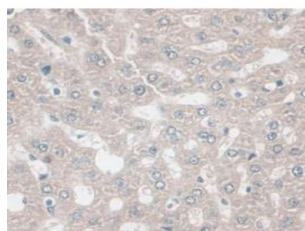
Catalogue No.: abx130609



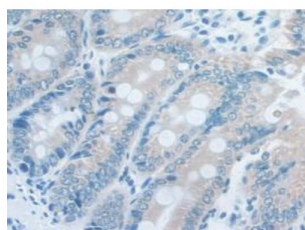
Western blot analysis of (1) Rat Stomach Tissue, (2) Rat Kidney Tissue, (3) Rat Heart Tissue and (4) Rat Liver Tissue.



Western blot analysis of recombinant Rat AK2.



IHC-P analysis of Rat Liver Tissue, with DAB staining.



IHC-P analysis of Rat Large Intestine Tissue, with DAB staining.

Adenylate Kinase 2 Antibody is a Rabbit Polyclonal against Adenylate Kinase 2.

Target: Adenylate Kinase 2 (AK2)

Reactivity: Rat

Host: Rabbit

Abbexa Ltd, Innovation Centre, Cambridge Science Park, Cambridge, CB4 0EY, UK
Telephone: +44 (0) 1223 755950 - Fax: +44 (0) 1223 755951 - E-Mail: info@abbexa.com

Clonality: Polyclonal

Tested Applications: WB, IHC, IF/ICC, IP

Recommended dilutions: Optimal dilutions/concentrations should be determined by the end user.

Immunogen: AK2 (Leu64-Ser232)

Purification: Antigen-specific affinity chromatography followed by Protein A affinity chromatography.

Form: Liquid

Conjugation: Unconjugated

Storage: Store at 4 °C for frequent use. Aliquot and store at -20 °C for one year. Avoid repeated freeze/thaw cycles.

Buffer: 0.01 M PBS, pH 7.4, containing 0.05% Proclin-300, 50% glycerol.

Note: This product is for research use only.