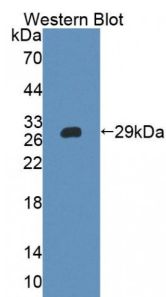


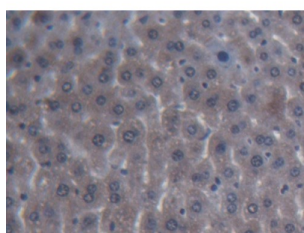
Abbexa Ltd, Innovation Centre, Cambridge Science Park, Cambridge, CB4 0EY, UK  
Telephone: +44 (0) 1223 755950 - Fax: +44 (0) 1223 755951 - E-Mail: info@abbexa.com

### Inter Alpha-Globulin Inhibitor H4 (ITIH4) Antibody

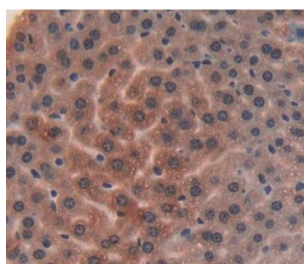
Catalogue No.: abx131196



Western blot analysis of the recombinant protein.



IHC-P analysis of Mouse Liver Tissue, with DAB staining.



IHC-P analysis of liver tissue, with DAB staining.

Inter Alpha-Globulin Inhibitor H4 Antibody is a Rabbit Polyclonal against Inter Alpha-Globulin Inhibitor H4.

**Target:** Inter Alpha-Globulin Inhibitor H4 (ITIH4)

**Reactivity:** Mouse

**Host:** Rabbit

**Clonality:** Polyclonal

**Tested Applications:** WB, IHC, IF/ICC, IP

**Recommended dilutions:** Optimal dilutions/concentrations should be determined by the end user.

**Immunogen:** ITIH4 (His721-Ile942)

Abbexa Ltd, Innovation Centre, Cambridge Science Park, Cambridge, CB4 0EY, UK  
Telephone: +44 (0) 1223 755950 - Fax: +44 (0) 1223 755951 - E-Mail: [info@abbexa.com](mailto:info@abbexa.com)

<b>Purification:</b>	Antigen-specific affinity chromatography followed by Protein A affinity chromatography.
<b>Form:</b>	Liquid
<b>Conjugation:</b>	Unconjugated
<b>Storage:</b>	Store at 4 °C for frequent use. Aliquot and store at -20 °C for one year. Avoid repeated freeze/thaw cycles.
<b>Swiss Prot:</b>	<a href="#"><u>A6X935</u></a>
<b>Buffer:</b>	PBS, pH 7.4, containing 0.02% NaN <sub>3</sub> , 50% glycerol.
<b>Note:</b>	This product is for research use only.