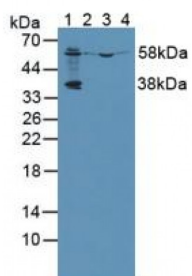



Abbexa Ltd, Innovation Centre, Cambridge Science Park, Cambridge, CB4 0EY, UK
Telephone: +44 (0) 1223 755950 - Fax: +44 (0) 1223 755951 - E-Mail: info@abbexa.com

Prenylcysteine Oxidase 1 (PCYOX1) Antibody

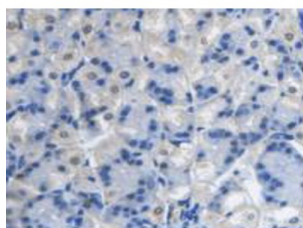
Catalogue No.: abx131433



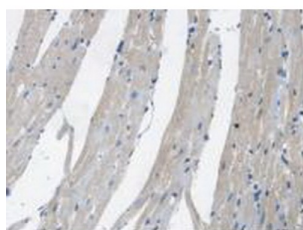
Western blot analysis of (1) Mouse Liver Tissue, (2) Mouse Heart Tissue, (3) Mouse Testis Tissue and (4) Mouse Kidney Tissue.



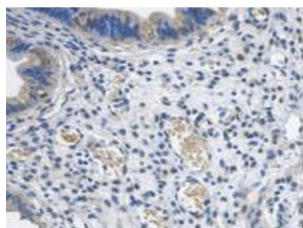
Western blot analysis of recombinant Mouse PCYOX1.



IHC-P analysis of Mouse Stomach Tissue, with DAB staining.

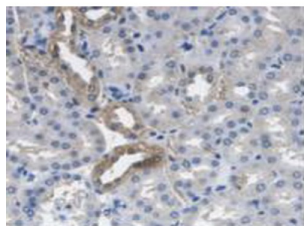


IHC-P analysis of Mouse Heart Tissue, with DAB staining.



IHC-P analysis of Mouse Uterus Tissue, with DAB staining.

Abbexa Ltd, Innovation Centre, Cambridge Science Park, Cambridge, CB4 0EY, UK
Telephone: +44 (0) 1223 755950 - Fax: +44 (0) 1223 755951 - E-Mail: info@abbexa.com



IHC-P analysis of Mouse Kidney Tissue, with DAB staining.

Prenylcysteine Oxidase 1 Antibody is a Rabbit Polyclonal against Prenylcysteine Oxidase 1.

Target: Prenylcysteine Oxidase 1 (PCYOX1)

Reactivity: Mouse

Host: Rabbit

Clonality: Polyclonal

Tested Applications: WB, IHC, IF/ICC, IP

Recommended dilutions: Optimal dilutions/concentrations should be determined by the end user.

Immunogen: PCYOX1 (Ala249-Leu505)

Purification: Antigen-specific affinity chromatography followed by Protein A affinity chromatography.

Form: Liquid

Conjugation: Unconjugated

Storage: Store at 4 °C for frequent use. Aliquot and store at -20 °C for one year. Avoid repeated freeze/thaw cycles.

Swiss Prot: [Q9CQF9](#)

Buffer: 0.01 M PBS, pH 7.4, containing 0.05% Proclin-300, 50% glycerol.

Note: This product is for research use only.