


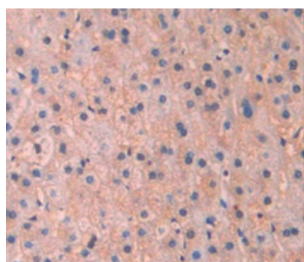
Abbexa Ltd, Innovation Centre, Cambridge Science Park, Cambridge, CB4 0EY, UK  
Telephone: +44 (0) 1223 755950 - Fax: +44 (0) 1223 755951 - E-Mail: [info@abbexa.com](mailto:info@abbexa.com)

## Apolipoprotein A5 (APOA5) Antibody

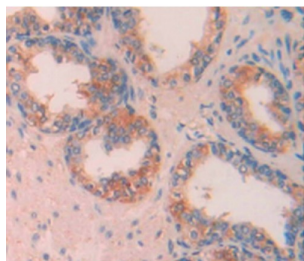
Catalogue No.: abx131727



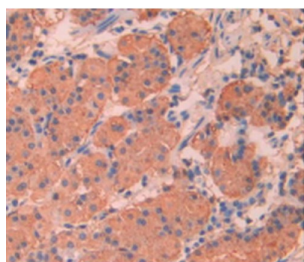
Western blot analysis of the recombinant protein.



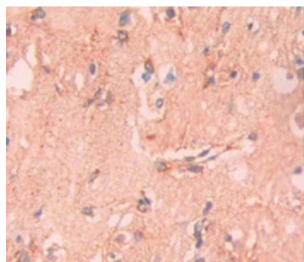
IHC-P analysis of Human Liver Tissue, with DAB staining.



IHC-P analysis of Human Prostate Gland Tissue, with DAB staining.



IHC-P analysis of Human Stomach Tissue, with DAB staining.



IHC-P analysis of Human Brain Tissue, with DAB staining.

Apolipoprotein A5 Antibody is a Mouse Monoclonal against Apolipoprotein A5.

Abbexa Ltd, Innovation Centre, Cambridge Science Park, Cambridge, CB4 0EY, UK  
Telephone: +44 (0) 1223 755950 - Fax: +44 (0) 1223 755951 - E-Mail: [info@abbexa.com](mailto:info@abbexa.com)

**Target:** Apolipoprotein A5

**Reactivity:** Human

**Host:** Mouse

**Clonality:** Monoclonal

**Tested Applications:** WB, IHC, IF/ICC, IP

**Recommended dilutions:** Optimal dilutions/concentrations should be determined by the end user.

**Immunogen:** Asp167-Lys335

**Purification:** Protein A + Protein G affinity chromatography.

**Form:** Liquid

**Conjugation:** Unconjugated

**Storage:** Store at 4 °C for frequent use. Aliquot and store at -20 °C for one year. Avoid repeated freeze/thaw cycles.

**Swiss Prot:** [Q6Q788](#)

**Buffer:** PBS, pH 7.4, containing 0.02% NaN<sub>3</sub>, 50% glycerol.

**Note:** This product is for research use only.