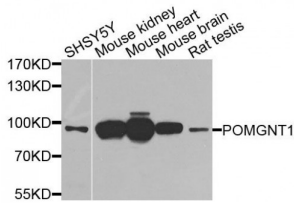
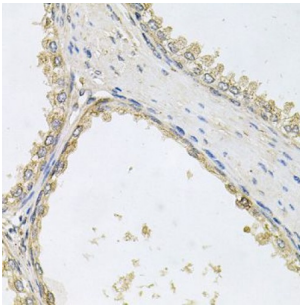


Protein O-Linked-Mannose Beta-1,2-N-Acetylglucosaminyltransferase 1 (POMGNT1) Antibody

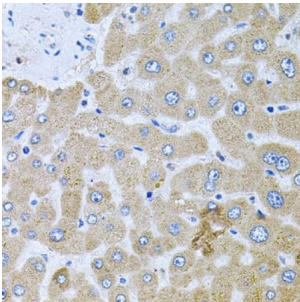
Catalogue No.: abx135823



Western blot analysis of extracts of various cell lines, using POMGNT1 antibody (abx135823) at 1/1000 dilution.



Immunohistochemistry of paraffin-embedded human prostate using POMGNT1 antibody (abx135823) at dilution of 1/100 (40x lens).



Immunohistochemistry of paraffin-embedded human liver injury using POMGNT1 antibody (abx135823) at dilution of 1/100 (40x lens).

POMGNT1 Antibody is a Rabbit Polyclonal against POMGNT1.

Target: POMGNT1

Reactivity: Human, Mouse, Rat

Host: Rabbit

Clonality: Polyclonal

Tested Applications: WB, IHC

Recommended dilutions: WB: 1/500 - 1/2000, IHC: 1/50 - 1/100. Optimal dilutions/concentrations should be determined by the end user.

Abbexa Ltd, Innovation Centre, Cambridge Science Park, Cambridge, CB4 0EY, UK
Telephone: +44 (0) 1223 755950 - Fax: +44 (0) 1223 755951 - E-Mail: info@abbexa.com

Purification:	Affinity purified.
Form:	Liquid
Isotype:	IgG
Storage:	Aliquot and store at -20 °C. Avoid repeated freeze/thaw cycles.
Molecular Weight:	Calculated MW: 75 kDa/84 kDa Observed MW: 100 kDa
Swiss Prot:	Q8WZA1
GeneID:	55624
Gene Symbol:	POMGNT1
Concentration:	> 1 mg/ml
Buffer:	PBS, pH 7.3, 0.02% sodium azide, 50% glycerol.
Note:	This product is for research use only.