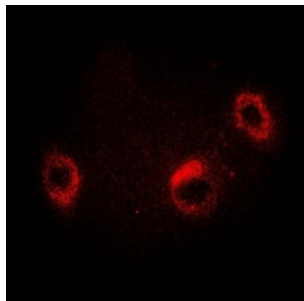
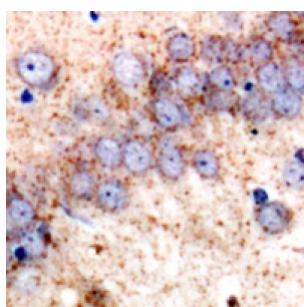


Heat Shock Protein 75 kDa , Mitochondrial (HSP75) Antibody


Catalogue No.: abx142277



Immunofluorescent analysis of HSP75 staining in Jurkat cells. Formalin-fixed cells were permeabilized with 0.1% Triton X-100 in TBS for 5-10 minutes and blocked with 3% BSA-PBS for 30 minutes at room temperature. Cells were probed with the primary antibody in 3% BSA-PBS and incubated overnight at 4 °C in a humidified chamber. Cells were washed with PBST and incubated with a DyLight 594-conjugated secondary antibody (red) in PBS at room temperature in the dark.



Immunohistochemical analysis of HSP75 staining in rat brain formalin fixed paraffin embedded tissue section. The section was pre-treated using heat mediated antigen retrieval with sodium citrate buffer (pH 6.0). The section was then incubated with the antibody at room temperature and detected using an HRP conjugated compact polymer system. DAB was used as the chromogen. The section was then counterstained with haematoxylin and mounted with DPX.



Western blot analysis of HSP75 expression in MCF7 (A), Jurkat (B), mouse kidney (C), mouse heart (D) whole cell lysates.

HSP75 Antibody is a Rabbit Polyclonal against HSP75.

Target: HSP75

Reactivity: Human, Mouse, Rat

Host: Rabbit

Clonality: Polyclonal

Tested Applications: WB, IHC, IF/ICC

Recommended dilutions: WB: 1/500 - 1/2000, IHC: 1/50 - 1/200, IF/ICC: 1/50 - 1/200. Optimal dilutions/concentrations should be determined by the end user.

Immunogen: Recombinant full length protein of human HSP75.

Abbexa Ltd, Innovation Centre, Cambridge Science Park, Cambridge, CB4 0EY, UK
Telephone: +44 (0) 1223 755950 - Fax: +44 (0) 1223 755951 - E-Mail: info@abbexa.com

Purification:	Affinity Chromatography.
Form:	Liquid
Isotype:	IgG
Specificity:	Recognizes endogenous levels of HSP75 protein.
Storage:	Aliquot and store at -20°C for one year. Avoid freeze/thaw cycles.
Swiss Prot:	Q12931
GeneID:	10131 68015 287069
Gene Symbol:	TRAP1
Buffer:	0.42% Potassium phosphate, 0.87% Sodium chloride, pH 7.3, 30% glycerol, and 0.01% sodium azide.
Note:	This product is for research use only.