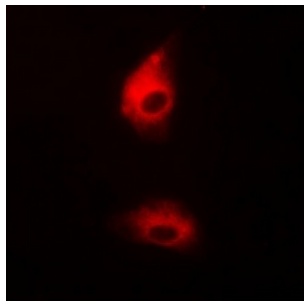


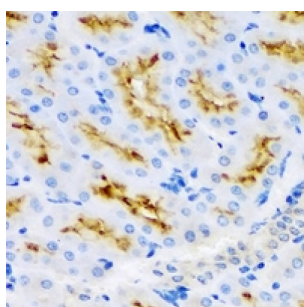
Abbexa Ltd, Innovation Centre, Cambridge Science Park, Cambridge, CB4 0EY, UK
Telephone: +44 (0) 1223 755950 - Fax: +44 (0) 1223 755951 - E-Mail: info@abbexa.com

UDP-Glucose 6-Dehydrogenase (UGDH) Antibody

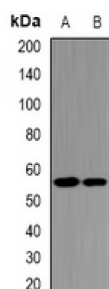
Catalogue No.: abx142297



Immunofluorescent analysis of UGDH staining in HepG2 cells. Formalin-fixed cells were permeabilized with 0.1% Triton X-100 in TBS for 5-10 minutes and blocked with 3% BSA-PBS for 30 minutes at room temperature. Cells were probed with the primary antibody in 3% BSA-PBS and incubated overnight at 4 °C in a humidified chamber. Cells were washed with PBST and incubated with a DyLight 594-conjugated secondary antibody (red) in PBS at room temperature in the dark.



Immunohistochemical analysis of UGDH staining in rat kidney formalin fixed paraffin embedded tissue section. The section was pre-treated using heat mediated antigen retrieval with sodium citrate buffer (pH 6.0). The section was then incubated with the antibody at room temperature and detected using an HRP conjugated compact polymer system. DAB was used as the chromogen. The section was then counterstained with haematoxylin and mounted with DPX.



Western blot analysis of UGDH expression in HepG2 (A), Hela (B) whole cell lysates.

UGDH Antibody is a Rabbit Polyclonal against UGDH.

Target: UGDH

Reactivity: Human, Mouse, Rat

Host: Rabbit

Clonality: Polyclonal

Tested Applications: WB, IHC, IF/ICC

Recommended dilutions: WB: 1/500 - 1/2000, IHC: 1/50 - 1/200, IF/ICC: 1/50 - 1/200. Optimal dilutions/concentrations should be determined by the end user.

Immunogen: Recombinant full length protein of human UGDH.

Abbexa Ltd, Innovation Centre, Cambridge Science Park, Cambridge, CB4 0EY, UK
Telephone: +44 (0) 1223 755950 - Fax: +44 (0) 1223 755951 - E-Mail: info@abbexa.com

Purification:	Affinity Chromatography.
Form:	Liquid
Isotype:	IgG
Specificity:	Recognizes endogenous levels of UGDH protein.
Storage:	Aliquot and store at -20°C for one year. Avoid freeze/thaw cycles.
Swiss Prot:	O60701
GeneID:	7358 22235 83472
Gene Symbol:	UGDH
Buffer:	0.42% Potassium phosphate, 0.87% Sodium chloride, pH 7.3, 30% glycerol, and 0.01% sodium azide.
Note:	This product is for research use only.