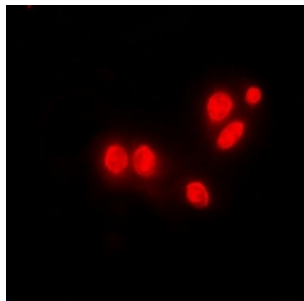


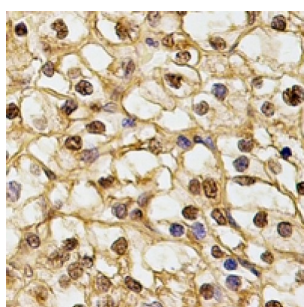
Abbexa Ltd, Innovation Centre, Cambridge Science Park, Cambridge, CB4 0EY, UK
Telephone: +44 (0) 1223 755950 - Fax: +44 (0) 1223 755951 - E-Mail: info@abbexa.com

DnaJ (Hsp40) Homolog, Subfamily B, Member 6 (DNAJB6) Antibody


Catalogue No.: abx225149



Immunofluorescent analysis of DNAJB6 staining in MCF7 cells. Formalin-fixed cells were permeabilized with 0.1% Triton X-100 in TBS for 5-10 minutes and blocked with 3% BSA-PBS for 30 minutes at room temperature. Cells were probed with the primary antibody in 3% BSA-PBS and incubated overnight at 4 °C in a humidified chamber. Cells were washed with PBST and incubated with a DyLight 594-conjugated secondary antibody (red) in PBS at room temperature in the dark.



Immunohistochemical analysis of DNAJB6 staining in human kidney formalin fixed paraffin embedded tissue section. The section was pre-treated using heat mediated antigen retrieval with sodium citrate buffer (pH 6.0). The section was then incubated with the antibody at room temperature and detected using an HRP conjugated compact polymer system. DAB was used as the chromogen. The section was then counterstained with haematoxylin and mounted with DPX.



Western blot analysis of DNAJB6 expression in MCF7 (A), Jurkat (B), HeLa (C), mouse testis (D), rat brain (E) whole cell lysates.

DNAJB6 Antibody is a Rabbit Polyclonal against DNAJB6.

Target:	DNAJB6
Reactivity:	Human, Mouse, Rat
Host:	Rabbit
Clonality:	Polyclonal
Tested Applications:	WB, IHC, IF/ICC
Recommended dilutions:	WB: 1/500 - 1/2000, IHC: 1/50 - 1/200, IF/ICC: 1/50 - 1/100. Optimal dilutions/concentrations should be determined by the end user.
Immunogen:	Recombinant full length protein of human DNAJB6.

Abbexa Ltd, Innovation Centre, Cambridge Science Park, Cambridge, CB4 0EY, UK
Telephone: +44 (0) 1223 755950 - Fax: +44 (0) 1223 755951 - E-Mail: info@abbexa.com

Purification:	The antibody was purified by immunogen affinity chromatography.
Form:	Liquid
Isotype:	IgG
Specificity:	Recognizes endogenous levels of DNAJB6 protein.
Storage:	Shipped at 4°C. Aliquot and store at -20°C for one year. Avoid freeze/thaw cycles.
Swiss Prot:	O75190
GeneID:	10049 23950 362293
Gene Symbol:	DNAJB6
Buffer:	0.42% Potassium phosphate, 0.87% Sodium chloride, pH 7.3, 30% glycerol, and 0.01% sodium azide.
Note:	This product is for research use only.