



HRP Conjugated Anti-beta Actin Mouse Monoclonal Antibody (1C7)

Cat #: A01015

Size: 50μl/200μl/200μl×5

Product Information

	Product Name: HRP Conjugated Anti-beta Actin Mouse Monoclonal Antibody (1C7)		
	Applications: WB		Isotype: Mouse IgG1
	Reactivity: Human, Mouse, Rat, Monkey, Dog, Chicken, Rabbit, Hamster, Insect		
REF	Catalog Number: A01015	LOT	Lot Number: Refer to product label
	Formulation: Liquid		Concentration: 1 mg/ml
	Storage: Store at -20°C. Avoid repeated freeze / thaw cycles.		Note: Null

Background: β-Actin (gene name ACTB), a ubiquitous eukaryotic protein, is the major component of the cytoskeleton. At least six isoforms are known in mammals. Actins are highly conserved proteins that are involved in cell motility, structure and integrity. β-actin is a major constituent of the contractile apparatus, which is usually used as a loading control, for among others, the integrity of cells, protein degradation, in PCR and Western blotting. Its molecular weight is approximately 43 kDa.

Application Notes: Optimal working dilutions should be determined experimentally by the investigator. Suggested starting dilutions are as follows: WB (1:2000-1:5000).

Storage Buffer: Liquid in PBS, pH 7.4 and 50% Glycerol.

Storage Instructions: Stable for one year at -20°C from date of shipment. For maximum recovery of product, centrifuge the original vial after thawing and prior to removing the cap. Aliquot to avoid repeated freezing and thawing.

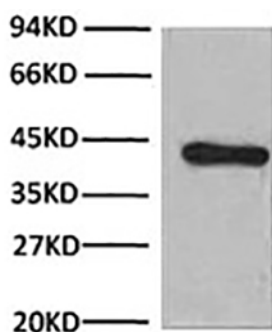


Fig. Western blot analysis (1:1000) of β-Actin expression in HeLa cell lysates with HRP Conjugated Anti-β-Actin Mouse Monoclonal Antibody (1C7).

Note: The product listed herein is for research use only and is not intended for use in human or clinical diagnosis. Suggested applications of our products are not recommendations to use our products in violation of any patent or as a license. We cannot be responsible for patent infringements or other violations that may occur with the use of this product.